


Columbus, Georgia



River Boats and Iron Works,
Columbus, Ga.

Columbus Consolidated Government
Fiscal Year 2012
Capital Improvement Program Budget

**Columbus Consolidated Government
Annual Operating Budget
July 1, 2011 - June 30, 2012**

Mayor and Council

Mayor – Teresa Tomlinson

Mayor Pro-Tem, Councilor, District 4 - Evelyn Turner Pugh

Budget Review Chairman, Councilor, At Large – Berry “Skip” Henderson

Councilor, District 1 – Jerry “Pop” Barnes

Councilor, District 2 – Glenn Davis

Councilor, District 3 – Bruce Huff

Councilor, District 5 – Mike Baker

Councilor, District 6 – Gary Allen

Councilor, District 7 - Evelyn “Mimi” Woodson

Councilor, District 8 – C. E. “Red” McDaniel

Councilor, At Large – Judy Thomas

Isaiah Hugley
City Manager

Lisa Goodwin
Deputy City Manager

David Arrington
Deputy City Manager



GOVERNMENT FINANCE OFFICERS ASSOCIATION



*Distinguished
Budget Presentation
Award*

PRESENTED TO

**Columbus Consolidated Government
Georgia**

For the Fiscal Year Beginning

July 1, 2010



President

Executive Director

TABLE OF CONTENTS

INTRODUCTION

Capital Projects Background.....	5
Capital Projects Budget/Funding Process.....	6
Capital Projects Overview.....	6
Capital Projects Financial Summary.....	8

CAPITAL PROJECTS

Management.....	10
Parks, Recreation, & Leisure.....	47
Public Safety/Criminal Justice.....	60
Drainage.....	66
Transportation.....	88
Environmental.....	144

APPENDIX

Glossary.....	159
Acknowledgements.....	160

INTRODUCTION

CAPITAL PROJECTS BACKGROUND

The City has operated a capital program since consolidation in 1971. The program, supported by the General, Sewer and Paving operating funds, has historically been used for infrastructure such as road construction, drainage improvements, technology support and miscellaneous project fund reserve. The Sewer and Paving Funds are supported primarily by property tax revenue. General Fund revenue is funded from property, utility, sales and other taxes, as well as miscellaneous other revenues.

The Integrated Waste Management Fund was added in 1994 to account for capital projects related to the construction and expansion of landfills. This fund is supported by service charges from residential and commercial waste.

In addition to the operating fund supported Capital Improvement Project (CIP) Funds, the Consolidated Government finances projects either through debt issuance or contractual debt issued through the Columbus Building Authority. The Authority was created by Article VII, Sec. VI, Pa. 1 of the Constitution of Georgia of 1945, as amended and ratified at the general election of November 5, 1968 (Ga. L. 1966, Pg. 946). The Authority provides a means to issue revenue certificates to acquire, construct, equip, maintain, and operate self-liquidating projects embracing buildings and facilities for use by the Consolidated Government of Columbus, Georgia.

In 1999, the citizens of Columbus renewed the 1993 1¢ special local option sales tax (SPLOST). The renewal of SPLOST will provide the funding for approximately \$255,000,000 of capital projects to be used for public safety; economic development; recreation; transportation; a government service center; storm water drainage improvements and flood abatement; road, street, and bridge construction/repair; a county library; and, governmental, proprietary, and administrative purposes of the SPLOST. The projects will be financed with equally distributed revenues and constructed as SPLOST cash flow allows over an approximate nine-year period. In 2010, SPLOST collections ended.

In July of 2008, the citizens of Columbus, GA voted to approve a Local Option Sales Tax (LOST) that would allocate a one-cent sales tax to help raise funding for the city. Seventy percent of the tax revenue is devoted to Public Safety. Proposed public safety expenditures include adding 100 police officers to the current 388; adding new patrol zones; building police precincts and replacing fire stations; building a jail addition; hiring sheriff's deputies and correctional officers; and annually paying every city law enforcement officer a \$3,000 supplement. The remaining thirty percent will be dedicated toward roads, bridges and other much needed infrastructure projects. The tax went into effect on January 1st, 2009.

INTRODUCTION

CAPITAL PROJECTS BUDGET/FUNDING PROCESS

During the operating budget process, departments submit funding requests for new projects. In order to get a total project cost, budget procedure requires requests to be presented over a five-year period to include anticipated operating costs after project completion.

The CIP Committee reviews the funding requests. This Committee is comprised of the department heads associated with the ongoing capital improvement projects. These funding requests are ranked by importance and need to the community and are then forwarded to the City Manager with funding recommendations to be included in the overall Operating Budget.

All funding sources are approved by the City Council. Projects financed by the operating funds are presented in the Annual Operating Budget as transfers out or within specific departmental budgets. The appropriations are transferred to the relevant CIP funds. Projects may be financed with a myriad of sources and unlike the operating funds; CIP appropriations do not lapse at year-end.

The funding for the \$186,447,353 of Capital Improvements Projects for the FY12 Fiscal Year are financed through the following methods (See summary of financing and projects by service type on pages 8-9):

- Operating fund supported (General, Sewer, Paving, Integrated Waste)
- 1999 Special Purpose Local Option Sales Tax
- Columbus Building Authority – Contractual Debt (1999C, 2003A, 2003B, 2010A, 2010B, 2010C Issues)
- 2009 Other Local Option Sales Tax

The total financing for a given project may be available at one time, while the project may take more than one fiscal year to complete. Therefore, financing sources may be higher than the project cost for that fiscal year. In this case, the total financing sources are earmarked and recorded for that project and any balance carried forward to the next fiscal year.

CAPITAL PROJECTS OVERVIEW

This document is a comprehensive overview of projects currently funded by the Consolidated Government. The projects are grouped by service type. The project groups are:

MANAGEMENT – Incorporated in this group are projects, which will impact the general function and management of the Consolidated Government. Projects may include land acquisition and development, facilities and infrastructure construction and renovation not directly associated with any other service classification. These projects are typically funded with contributions to the CIP Fund from the operating funds. (The summary and each service type category and detail pages of the individual projects composing the service type are behind the Management tab).

INTRODUCTION

PARKS, RECREATION & LEISURE – All costs associated with the land acquisition and park development, facilities construction and renovation of gymnasiums, museums, recreation centers, marinas, courts, and fields and other facilities and infrastructure associated with recreational and leisure activities. These projects are primarily financed by the SPLOST but also receive funding from the General Fund, grants and private contributions. (The summary and each service type category and detail pages of the individual projects composing the service type are behind the Parks, Recreation & Leisure tab).

PUBLIC SAFETY/CRIMINAL JUSTICE – All projects related to the delivery of Courts, Police, Fire, Sheriff, Marshal, Emergency Medical and Correction services are recorded in this section. These projects are typically funded by the General Fund but may be financed through debt and other sources. (The summary and each service type category and detail pages of the individual projects composing the service type are behind the Public Safety/Criminal Justice tab).

DRAINAGE – Projects classified as drainage are primarily concerned with storm water control, flood prevention and soil conservation. Sewer construction and renovations, open ditch and stream bank stabilization, and retention pond improvements are found in this section. (The summary and each service type category and detail pages of the individual projects composing the service type are behind the Drainage tab).

TRANSPORTATION - All modes of transportation for motorized and non-motorized vehicular and pedestrian traffic are included here. Projects may be land and right-of-way acquisition, traffic signalization, road, sidewalks, and path or trail construction. Road projects are primarily funded through contributions from the Paving Fund. Other financing sources may include SPLOST or bond issues. (The summary and each service type category and detail pages of the individual projects composing the service type are behind the Transportation tab).

ENVIRONMENTAL – This category primarily shows projects associated with the landfills. Other projects may include urban re-forestation, streetscapes and gateway projects. (The summary and each service type category and detail pages of the individual projects composing the service type are behind the Environmental tab).

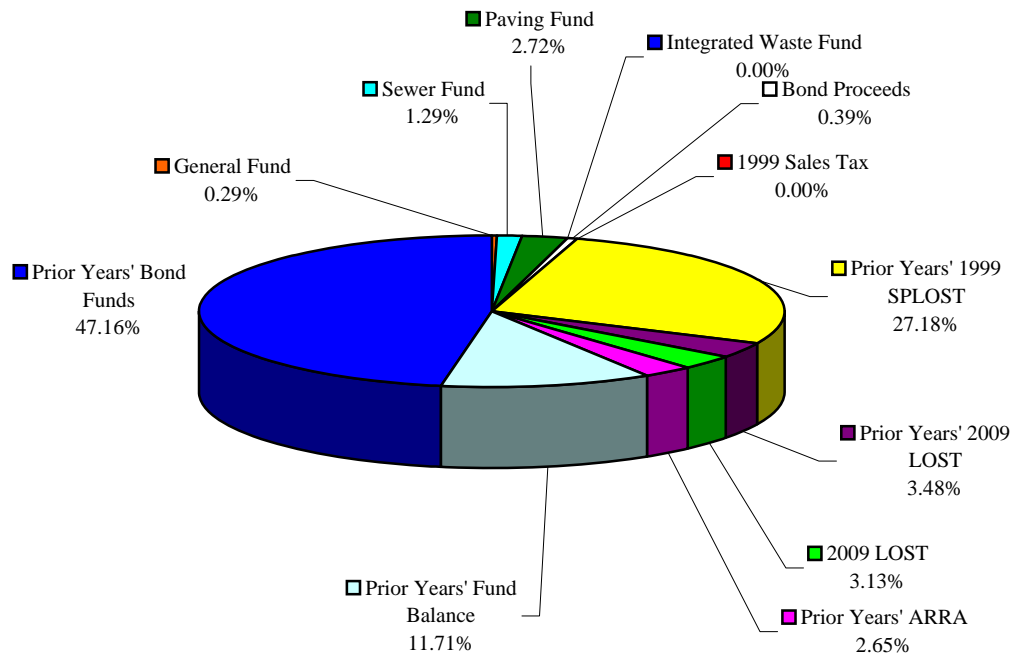
Capital Improvement Projects project budgets may include any of the following basic costs commonly associated with a CIP Project:

- Renovation or expansion of existing facilities
- Initial feasibility study for new facilities/infrastructure
- Land acquisition, site improvements, development
- Construction of new facility/infrastructure
- Management/administrative costs
- Equipment and furnishings associated with the project

CIP PROJECT SUMMARY

FY12 FINANCING METHOD

\$186,447,353

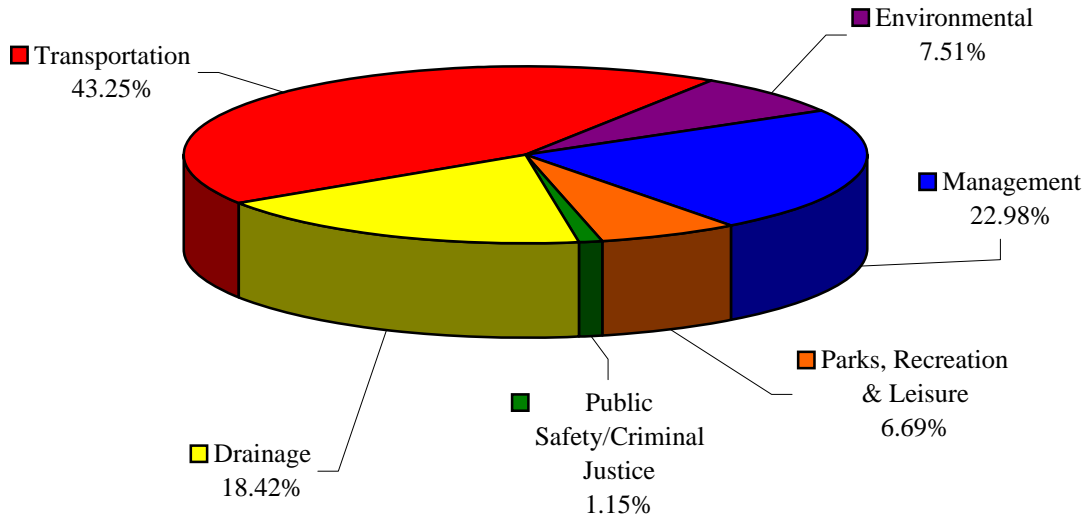


FY12 FINANCING FOR PROJECTS

<u>METHOD/SOURCE</u>	<u>AMOUNT</u>
General Fund	\$548,715
Sewer Fund	2,396,342
Paving Fund	5,073,954
Integrated Waste Fund	0
Bond Proceeds	730,181
1999 Sales Tax	0
Prior Years' 1999 SPLOST	50,670,570
Prior Years' 2009 LOST	6,481,656
2009 LOST	5,828,151
Prior Years' ARRA	4,946,599
Prior Years' Fund Balance	21,837,047
Prior Years' Bond Funds	87,934,138
FY12 TOTAL	<u><u>\$186,447,353</u></u>

CIP PROJECT SUMMARY

FY12 PROJECT COSTS
\$186,447,353

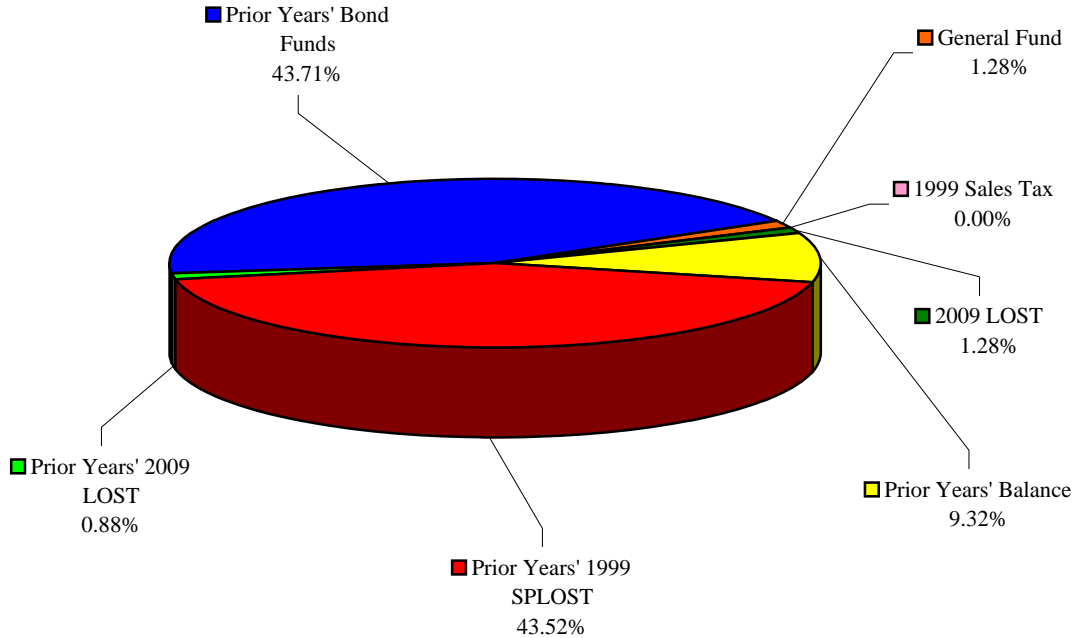


FY12 CIP PROJECTS

<u>PROJECT TYPE</u>	<u>AMOUNT</u>
Management	\$42,852,805
Parks, Recreation & Leisure	12,481,334
Public Safety/Criminal Justice	2,140,514
Drainage	34,334,992
Transportation	80,638,206
Environmental	13,999,503
FY12 TOTAL	<u><u>\$186,447,353</u></u>

MANAGEMENT SUMMARY

FY12 FINANCING METHOD
\$42,852,805

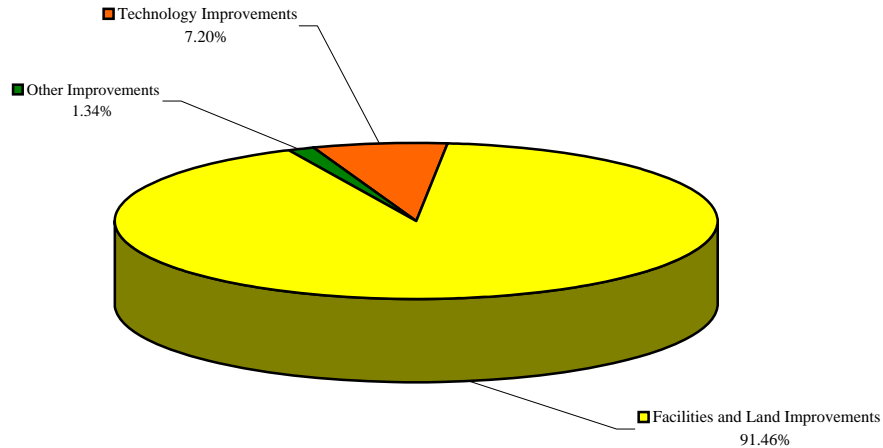


FY12 FINANCING FOR MANAGEMENT PROJECTS

<u>METHOD/SOURCE</u>	<u>AMOUNT</u>
General Fund	\$548,715
1999 Sales Tax	0
2009 LOST	550,000
Prior Years' Balance	3,994,986
Prior Years' 1999 SPLOST	18,648,597
Prior Years' 2009 LOST	377,753
Prior Years' Bond Funds	18,732,754
FY12 TOTAL	\$42,852,805

MANAGEMENT SUMMARY

**FY12 PROJECT COSTS
\$42,852,805**



FY12 MANAGEMENT PROJECTS

<u>PROJECT</u>	<u>AMOUNT</u>
General Fund/Various	\$101,082
Government Center Renovations	39,512
Vehicle Replacement	323,346
LGFS/GHRS Conv	293,331
Tree Preservation & Replacement	57,475
Property Acquisition	152,050
Health and Pension Reports	93,500
Baker Village	248,715
Fiber Optic Cable	46,201
800 Mhz Digital Upgrade	120,168
Lakebottom TE Grant	7,619
High Performance Data System	1,541,785
E911 Console Upgrade	382,006
Rails to Trails Maintenance	380,312
Riverwalk Maintenance	5,492
Public Safety Lockeroom Renovation	12,050
Annex Restoration	439,056
Radio Towers	300,000
Enterprise Zone Land Acquisition	3,694
Citizens Service Center	12,092,469
MCS D Library	718,998
Bull Creek Golf Course	31,174
NFL Improvements	2,547,382
Enterprise Zone	2,440,836
Liberty District Redevelopment	3,084,555
Oxbow Meadow Development	1,937,166
Old Camp Closure - Oxbow Meadow	5,295,755
CSC Parking Garage	9,229,323
LOST IT	400,780
LOST Facilities Improvements	526,973
FY12 TOTAL	\$42,852,805

20100 GENERAL FUND / VARIOUS

MANAGING DEPARTMENT: Various

PROJECT DESCRIPTION: Funds set aside to cover the various expenses related to the general fund projects within Muscogee county.

	Prior	FY12	FY13	FY14	FY15	FY16	Total
FINANCING METHOD							
General Fund	101,082						101,082
Bond Proceeds							0
Sales Tax							0
Other							0
Balance Forward		101,082					
TOTAL	101,082	101,082	0	0	0	0	101,082
PROJECT COSTS							
Professional Services							0
Legal							0
Architect/Engineering							0
Appraisal/Negotiations							0
Construction		101,082					101,082
Land Acquisition							0
Furnishings & Equipment							0
TOTAL	0	101,082	0	0	0	0	101,082
BALANCE	101,082	0	0	0	0	0	0

BENEFIT TO THE COMMUNITY: Will funding for various general fund projects within the City.

IMPACT ON OPERATING BUDGET: No impact on the operating budget.

22173 GOVERNMENT CENTER RENOVATIONS

MANAGING DEPARTMENT: Public Services

PROJECT DESCRIPTION: Renovations to various areas of the Government Center vacated by the move of offices to the 10th St. Annex. The proposed renovations includes the snack bar, mail room, training room and new conference room.

	Prior	FY12	FY13	FY14	FY15	FY16	Total
FINANCING METHOD							
General Fund	1,518,147						1,518,147
Bond Proceeds							0
Sales Tax							0
Other							0
Balance Forward		39,512					
TOTAL	1,518,147	39,512	0	0	0	0	1,518,147
PROJECT COSTS							
Professional Services							0
Legal							0
Architect/Engineering	613,350						613,350
Appraisal/Negotiation							0
Construction	807,068	39,512					846,580
Land Acquisition							0
Furnishings & Equipment	58,217						58,217
TOTAL	1,478,635	39,512	0	0	0	0	1,518,147
BALANCE	39,512	0	0	0	0	0	0

BENEFIT TO THE COMMUNITY: The renovations will improve the services offered to the general public. The renovations to the training room and mail room will improve the efficiency of the services throughout the government.

IMPACT ON OPERATING BUDGET: No anticipated impact on the FY12 operating budget.

22175, 20782, 21021, 20710 VEHICLE REPLACEMENT

MANAGING DEPARTMENT: Public Services

PROJECT DESCRIPTION: The initial fund to establish and maintain a vehicle replacement program within the City. The funding will provide for the replacement of vehicles based on criteria established by the Fleet Manager.

	Prior	FY12	FY13	FY14	FY15	FY16	Total
FINANCING METHOD							
General Fund	188,899						188,899
Sewer Fund	197,719	390,000					197,719
Paving Fund	75,000						75,000
Integrated Waste Fund	213,686						213,686
Sales Tax							0
Other							0
Balance Forward		323,346					
TOTAL	675,304	323,346	0	0	0	0	675,304
PROJECT COSTS							
Professional Services							0
Legal							0
Architect/Engineering							0
Appraisal/Negotiation							0
Construction							0
Land Acquisition							0
Vehicles & Equipment	351,958	323,346					675,304
TOTAL	351,958	323,346	0	0	0	0	675,304
BALANCE	323,346	0	0	0	0	0	0

BENEFIT TO THE COMMUNITY: The regular replacement of vehicles will provide a better maintained and more efficient fleet of vehicles on the city streets.

IMPACT ON OPERATING BUDGET: No anticipated impact on the FY12 operating budget.

22187 LGFS/GHRS CONVERSION/IMPLEMENT

MANAGING DEPARTMENT: Information Technology

PROJECT DESCRIPTION: Consulting and implementation services for the upgrading of the current LGFS/GHRS financial system to Advantage 3.0 system. The system includes accounts payable, accounts receivable, purchasing, general accounting, and human resources.

	Prior	FY12	FY13	FY14	FY15	FY16	Total
FINANCING METHOD							
General Fund	1,712,381						1,712,381
Bond Proceeds							0
Sales Tax							0
Other							0
Balance Forward		293,331					
TOTAL	1,712,381	293,331	0	0	0	0	1,712,381
PROJECT COSTS							
Professional Services	1,159,123	293,331					1,452,454
Legal							0
Architect/Engineering							0
Appraisal/Negotiation							0
Construction							0
Land Acquisition							0
Furnishings & Equipment	259,927						259,927
TOTAL	1,419,050	293,331	0	0	0	0	1,712,381
BALANCE	293,331	0	0	0	0	0	0

BENEFIT TO THE COMMUNITY: Enhancements to the system will allow City administrators to provide information in a timelier manner while maintaining the integrity of the accuracy of the information.

IMPACT ON OPERATING BUDGET: The new system will allow departments citywide to reallocate man-hours now spent managing the information for inefficient cumbersome older systems.

22193 TREE PRESERVATION & REPLACEMENT

MANAGING DEPARTMENT: Public Services

PROJECT DESCRIPTION: Funding for replacing and preserving trees throughout Muscogee County.

	Prior	FY12	FY13	FY14	FY15	FY16	Total
FINANCING METHOD							
General Fund	90,875						90,875
Bond Proceeds							0
Sales Tax							0
Other							0
Balance Forward		57,475					
TOTAL	90,875	57,475	0	0	0	0	90,875
PROJECT COSTS							
Professional Services	33,400	57,475					90,875
Legal							0
Architect/Engineering							0
Appraisal/Negotiation							0
Construction							0
Land Acquisition							0
Furnishings & Equipment							0
TOTAL	33,400	57,475	0	0	0	0	90,875
BALANCE	57,475	0	0	0	0	0	0

BENEFIT TO THE COMMUNITY: Provides a process that preserves the environment by the planting and preserving trees. Citizens will be able to enjoy the aesthetics and the beneficial environmental effects of trees.

IMPACT ON OPERATING BUDGET: No impact on the FY12 operating budget.

22194 PROPERTY ACQUISITION

MANAGING DEPARTMENT: Community Reinvestment

PROJECT DESCRIPTION: Funding for the facilitation of the purchase of City real estate. Eligible expenditures are legal fees, surveys, appraisals, environmental assessments, demolitions, site preparation, and other cost deemed appropriate to purchase pro

	Prior	FY12	FY13	FY14	FY15	FY16	Total
FINANCING METHOD							
General Fund	3,759,401						3,759,401
Bond Proceeds							0
Sales Tax							0
Other							0
Balance Forward		152,050					
TOTAL	3,759,401	152,050	0	0	0	0	3,759,401
PROJECT COSTS							
Professional Services							0
Legal	10,165	1,549					11,714
Architect/Engineering							0
Appraisal/Negotiation	17,673						17,673
Construction							0
Land Acquisition	3,544,513	150,501					3,695,014
Furnishings & Equipment	35,000						35,000
TOTAL	3,607,351	152,050	0	0	0	0	3,759,401
BALANCE	152,050	0	0	0	0	0	0

BENEFIT TO THE COMMUNITY: This project provides training for City employees to enhance their skills and abilities. With these types of training programs, the City employees will be able to provide a better, more efficient service to the citizens.

IMPACT ON OPERATING BUDGET: No impact on the FY12 operating budget.

22234 HEALTH AND PENSION REPORTS

MANAGING DEPARTMENT: Human Resources

PROJECT DESCRIPTION: Funding for actuarial services for other post employment benefits (OPEB).

	Prior	FY12	FY13	FY14	FY15	FY16	Total
FINANCING METHOD							
General Fund	164,000						164,000
Bond Proceeds							0
Sales Tax							0
Other							0
Balance Forward		93,500					
TOTAL	164,000	93,500	0	0	0	0	164,000
PROJECT COSTS							
Professional Services	70,500	93,500					164,000
Legal							0
Architect/Engineering							0
Appraisal/Negotiation							0
Construction							0
Land Acquisition							0
Furnishings & Equipment							0
TOTAL	70,500	93,500	0	0	0	0	164,000
BALANCE	93,500	0	0	0	0	0	0

BENEFIT TO THE COMMUNITY: Provides information for employees to be able to continue to receive post employment benefits.

IMPACT ON OPERATING BUDGET: No impact on the FY12 operating budget.

22236 BAKER VILLAGE

MANAGING DEPARTMENT: City Manager's Office

PROJECT DESCRIPTION: The revitalization of a 65-year old low income housing community in South Columbus. This project will include 244 affordable rental housing units, 123 home-ownership units, and a commercial/retail section as the property matures.

	Prior	FY12	FY13	FY14	FY15	FY16	Total
FINANCING METHOD							
General Fund	2,493,573	248,715					2,742,288
Bond Proceeds							0
Sales Tax							0
Other							0
Balance Forward		0					
TOTAL	2,493,573	248,715	0	0	0	0	2,742,288
PROJECT COSTS							
Professional Services	83,740						83,740
Legal							0
Architect/Engineering							0
Appraisal/Negotiation							0
Construction	2,409,833	248,715					2,658,548
Land Acquisition							0
Furnishings & Equipment							0
TOTAL	2,493,573	248,715	0	0	0	0	2,742,288
BALANCE	0	0	0	0	0	0	0

BENEFIT TO THE COMMUNITY: Updated infrastructure, increased property values, and a better quality of life in general for residents in South Columbus. The last payment will be made in FY13.

IMPACT ON OPERATING BUDGET: No impact on the FY12 operating budget.

22238 FIBER OPTIC CABLE

MANAGING DEPARTMENT: Engineering

PROJECT DESCRIPTION: The installation of fiber optic cable to transmit information more efficiently to the Traffic Control Center.

	Prior	FY12	FY13	FY14	FY15	FY16	Total
FINANCING METHOD							
General Fund	224,000						224,000
Bond Proceeds							0
Sales Tax							0
Other							0
Balance Forward		46,201					
TOTAL	224,000	46,201	0	0	0	0	224,000
PROJECT COSTS							
Professional Services							0
Legal							0
Architect/Engineering							0
Appraisal/Negotiation							0
Construction	177,799	46,201					224,000
Land Acquisition							0
Furnishings & Equipment							0
TOTAL	177,799	46,201	0	0	0	0	224,000
BALANCE	46,201	0	0	0	0	0	0

BENEFIT TO THE COMMUNITY: Updated infrastructure, increased property values, and a better quality of life in general for residents in Columbus.

IMPACT ON OPERATING BUDGET: No impact on the FY12 operating budget.

22260 800 Mhz DIGITAL UPGRADE

MANAGING DEPARTMENT: Engineering

PROJECT DESCRIPTION: Funding for conversion of technology from analog to digital.

	Prior	FY12	FY13	FY14	FY15	FY16	Total
FINANCING METHOD							
General Fund	3,686,455						3,686,455
Bond Proceeds							0
Sales Tax							0
Other							0
Balance Forward		120,168					
TOTAL	3,686,455	120,168	0	0	0	0	3,686,455
PROJECT COSTS							
Professional Services							0
Legal							0
Architect/Engineering							0
Appraisal/Negotiation							0
Construction							0
Land Acquisition							0
Furnishings & Equipment	3,566,287	120,168					3,686,455
TOTAL	3,566,287	120,168	0	0	0	0	3,686,455
BALANCE	120,168	0	0	0	0	0	0

BENEFIT TO THE COMMUNITY: This project will provide increased efficiency for the technology incorporated by the City that translates to increased efficiency to citizens.

IMPACT ON OPERATING BUDGET: No impact on the FY12 operating budget.

22263 LAKEBOTTOM TE GRANT

MANAGING DEPARTMENT: Engineering

PROJECT DESCRIPTION: Funding for maintenance to the Lakebottom area.

	Prior	FY12	FY13	FY14	FY15	FY16	Total
FINANCING METHOD							
General Fund	80,000						80,000
Bond Proceeds							0
Sales Tax							0
Other							0
Balance Forward		7,619					
TOTAL	80,000	7,619	0	0	0	0	80,000
PROJECT COSTS							
Professional Services							0
Legal							0
Architect/Engineering							0
Appraisal/Negotiation							0
Construction	72,382	7,619					80,000
Land Acquisition							0
Furnishings & Equipment							0
TOTAL	72,382	7,619	0	0	0	0	80,000
BALANCE	7,619	0	0	0	0	0	0

BENEFIT TO THE COMMUNITY: This project will provide maintenance to areas of need and citizens safety will be solidified as a result.

IMPACT ON OPERATING BUDGET: No impact on the FY12 operating budget.

22265 HIGH PERFORMANCE DATA SYSTEM

MANAGING DEPARTMENT: Engineering

PROJECT DESCRIPTION: Funding for conversion of technology from analog to digital.

	Prior	FY12	FY13	FY14	FY15	FY16	Total
FINANCING METHOD							
General Fund	3,500,000						3,500,000
Bond Proceeds							0
Sales Tax							0
Other							0
Balance Forward		1,541,785					
TOTAL	3,500,000	1,541,785	0	0	0	0	3,500,000
PROJECT COSTS							
Professional Services							0
Legal							0
Architect/Engineering							0
Appraisal/Negotiation							0
Construction							0
Land Acquisition							0
Furnishings & Equipment	1,958,215	1,541,785					3,500,000
TOTAL	1,958,215	1,541,785	0	0	0	0	3,500,000
BALANCE	1,541,785	0	0	0	0	0	0

BENEFIT TO THE COMMUNITY: This project will provide increased efficiency for the technology incorporated by the City that translates to increased efficiency to citizens.

IMPACT ON OPERATING BUDGET: No impact on the FY12 operating budget.

22909 E911 CONSOLE UPGRADE

MANAGING DEPARTMENT: Engineering

PROJECT DESCRIPTION: Funding for conversion of technology from analog to digital.

	Prior	FY12	FY13	FY14	FY15	FY16	Total
FINANCING METHOD							
General Fund	456,000						456,000
Bond Proceeds							0
Sales Tax							0
Other							0
Balance Forward		382,006					
TOTAL	456,000	382,006	0	0	0	0	456,000
PROJECT COSTS							
Professional Services							0
Legal							0
Architect/Engineering	10,025						10,025
Appraisal/Negotiation							0
Construction							0
Land Acquisition							0
Furnishings & Equipment	63,969	382,006					445,975
TOTAL	73,994	382,006	0	0	0	0	456,000
BALANCE	382,006	0	0	0	0	0	0

BENEFIT TO THE COMMUNITY: This project will provide increased efficiency for the technology incorporated by the City that translates to increased efficiency to citizens.

IMPACT ON OPERATING BUDGET: No impact on the FY12 operating budget.

22912 RAILS TO TRAILS MAINTENANCE

MANAGING DEPARTMENT: Planning

PROJECT DESCRIPTION: This project is for maintenance of the walking/biking trails and a light transportation system in the downtown area of the city.

	Prior	FY12	FY13	FY14	FY15	FY16	Total
FINANCING METHOD							
General Fund	380,312						380,312
Bond Proceeds							0
Sales Tax (1999 SPLOST)							0
Other (ARRA)							0
Balance Forward		380,312					
TOTAL	380,312	380,312	0	0	0	0	380,312
PROJECT COSTS							
Professional Services							0
Legal							0
Architect/Engineering							0
Appraisal/Negotiation							0
Construction		380,312					380,312
Land Acquisition							0
Furnishings & Equipment							0
TOTAL	0	380,312	0	0	0	0	380,312
BALANCE	380,312	0	0	0	0	0	0

BENEFIT TO THE COMMUNITY: The project will provide maintenance to the park and provide improved quality of life through increased recreational activities and opportunities for the citizens of Columbus and surrounding areas, as well as additional mass transportation.

IMPACT ON OPERATING BUDGET: No impact on the FY12 operating budget.

22913 & 22915 RIVERWALK MAINTENANCE

MANAGING DEPARTMENT: Public Services

PROJECT DESCRIPTION: This project is for maintenance of the Riverwalk.

	Prior	FY12	FY13	FY14	FY15	FY16	Total
FINANCING METHOD							
General Fund	33,341						33,341
Bond Proceeds							0
Sales Tax (1999 SPLOST)							0
Other (ARRA)							0
Balance Forward		5,492					
TOTAL	33,341	5,492	0	0	0	0	33,341
PROJECT COSTS							
Professional Services							0
Legal							0
Architect/Engineering							0
Appraisal/Negotiation							0
Construction	27,849	5,492					33,341
Land Acquisition							0
Furnishings & Equipment							0
TOTAL	27,849	5,492	0	0	0	0	33,341
BALANCE	5,492	0	0	0	0	0	0

BENEFIT TO THE COMMUNITY: The project will provide maintenance to the Riverwalk which will provide improved quality of life through increased recreational activities and opportunities for the citizens of Columbus and surrounding areas.

IMPACT ON OPERATING BUDGET: No impact on the FY12 operating budget.

22919 PUBLIC SAFETY BLDG LOCKERROOM RENOVATIONS

MANAGING DEPARTMENT: Engineering

PROJECT DESCRIPTION: This project is for renovation of the lockerroom in the Public Safety Building.

	Prior	FY12	FY13	FY14	FY15	FY16	Total
FINANCING METHOD							
General Fund	65,000						65,000
Bond Proceeds							0
Sales Tax (1999 SPLOST)							0
Other (ARRA)							0
Balance Forward		12,050					
TOTAL	65,000	12,050	0	0	0	0	65,000
PROJECT COSTS							
Professional Services							0
Legal							0
Architect/Engineering							0
Appraisal/Negotiation							0
Construction	52,950	12,050					65,000
Land Acquisition							0
Furnishings & Equipment							0
TOTAL	52,950	12,050	0	0	0	0	65,000
BALANCE	12,050	0	0	0	0	0	0

BENEFIT TO THE COMMUNITY: The project will renovate the Public Safety Building restroom.

IMPACT ON OPERATING BUDGET: No impact on the FY12 operating budget.

22925 ANNEX RESTORATION

MANAGING DEPARTMENT: Engineering

PROJECT DESCRIPTION: This project is for restoration of the Annex Building.

	Prior	FY12	FY13	FY14	FY15	FY16	Total
FINANCING METHOD							
General Fund	500,000						500,000
Bond Proceeds							0
Sales Tax (1999 SPLOST)							0
Other (ARRA)							0
Balance Forward		439,056					
TOTAL	500,000	439,056	0	0	0	0	500,000
PROJECT COSTS							
Professional Services							0
Legal							0
Architect/Engineering	3,000	15,000					18,000
Appraisal/Negotiation							0
Construction	57,944	396,122					454,066
Land Acquisition							0
Furnishings & Equipment		27,934					27,934
TOTAL	60,944	439,056	0	0	0	0	500,000
BALANCE	439,056	0	0	0	0	0	0

BENEFIT TO THE COMMUNITY: The project will restore storm damages to the Annex

IMPACT ON OPERATING BUDGET: No impact on the FY12 operating budget.

22927 RADIO TOWERS

MANAGING DEPARTMENT: Engineering

PROJECT DESCRIPTION: Funding to make radio towers less susceptible to lightening strikes.

	Prior	FY12	FY13	FY14	FY15	FY16	Total
FINANCING METHOD							
General Fund		300,000					300,000
Bond Proceeds							0
Sales Tax							0
Other							0
Balance Forward		0					
TOTAL	0	300,000	0	0	0	0	300,000
PROJECT COSTS							
Professional Services							0
Legal							0
Architect/Engineering							0
Appraisal/Negotiation							0
Construction							0
Land Acquisition							0
Furnishings & Equipment		300,000					300,000
TOTAL	0	300,000	0	0	0	0	300,000
BALANCE	0	0	0	0	0	0	0

BENEFIT TO THE COMMUNITY: This project will make the radio towers less probable for damages due to lightening strikes. Radio towers are used by first responders because of the radios they possess. This project will provide increased efficiency for the technology

IMPACT ON OPERATING BUDGET: No impact on the FY12 operating budget.

40205 ENTERPRISE ZONE LAND ACQUISITION

MANAGING DEPARTMENT: Community Reinvestment & Economic Development

PROJECT DESCRIPTION: This project consists of acquiring approximately 200 acres of land in south Columbus for industrial development. The property is currently underutilized with mixed development throughout the area. Because the land lies within the adopted Enterprise Zone, tax incentives to redevelop the area could be offered for each site. The property purchased would be reassembled and marketed for industrial uses to generate new jobs in Columbus.

	Prior	FY12	FY13	FY14	FY15	FY16	Total
FINANCING METHOD							
General Fund							0
Bond Proceeds	3,049,568						3,049,568
Sales Tax							0
Other							0
Balance Forward		3,694					
TOTAL	3,049,568	3,694	0	0	0	0	3,049,568
PROJECT COSTS							
Professional Services	7,487						7,487
Legal	24,596						24,596
Architect/Engineering	18,403	3,694					22,097
Appraisal/Negotiation	20,125						20,125
Construction	456,720						456,720
Land Acquisition	2,518,543						2,518,543
Furnishings & Equipment							0
TOTAL	3,045,874	3,694	0	0	0	0	3,049,568
BALANCE	3,694	0	0	0	0	0	0

BENEFIT TO THE COMMUNITY: This project will spur industrial development and growth in south Columbus, therefore, creating job and business opportunities for the citizens of the area.

IMPACT ON OPERATING BUDGET: No impact on the FY12 operating budget.

50255 & 82003 CITIZENS SERVICE CENTER

MANAGING DEPARTMENT: Engineering

PROJECT DESCRIPTION: To construct a facility to be a one stop shop where all citizens will go to transact business.

	Prior	FY12	FY13	FY14	FY15	FY16	Total
FINANCING METHOD							
General Fund							0
Bond Proceeds	9,500,000						9,500,000
Sales Tax (1999 SPLOST)	3,100,000						3,100,000
Other							0
Balance Forward		12,092,470					
TOTAL	12,600,000	12,092,470	0	0	0	0	12,600,000
PROJECT COSTS							
Professional Services	263						263
Legal							0
Architect/Engineering	507,268	713,251					1,220,519
Appraisal/Negotiation							0
Construction		11,379,218					11,379,218
Land Acquisition							0
Vehicles & Equipment							0
TOTAL	507,530	12,092,469	0	0	0	0	12,600,000
BALANCE	12,092,470	0	0	0	0	0	0

BENEFIT TO THE COMMUNITY: More efficient manner to accommodate citizen's who need to obtain licenses or make payments.

IMPACT ON OPERATING BUDGET: No anticipated impact on the FY12 operating budget.

50500 MCSD LIBRARY

MANAGING DEPARTMENT: Engineering

PROJECT DESCRIPTION: The land acquisition, site preparation, design and construction of a 100,000 square library that will meet the needs of Muscogee County for the 21st Century. The new library will replace the current 49 years old 45,000 square foot facility. The new library will incorporate cutting edge technology and provide space to expand all services provided by the library. The library is operated by the Muscogee County School District.

	Prior	FY12	FY13	FY14	FY15	FY16	Total
FINANCING METHOD							
General Fund							0
Bond Proceeds							0
Sales Tax (1999 SPLOST)	43,214,957						43,214,957
Other							0
Balance Forward		718,998					
TOTAL	43,214,957	718,998	0	0	0	0	43,214,957
PROJECT COSTS							
Professional Services	132,100						132,100
Legal	211,607						211,607
Architect/Engineering	1,774,528	718,998					2,493,526
Appraisal/Negotiation							0
Construction	24,729,111						24,729,111
Land Acquisition	2,995,435						2,995,435
Furniture & Equipment	12,653,178						12,653,178
TOTAL	42,495,959	718,998	0	0	0	0	43,214,957
BALANCE	718,998	0	0	0	0	0	0

BENEFIT TO THE COMMUNITY: This project will provide an improved quality of life environment for the City. This type project has an impact on the perceived quality of life and is important in attracting new industry to the area.

IMPACT ON OPERATING BUDGET: No anticipated impact on the FY12 operating budget.

50502 BULL CREEK GOLF COURSE

MANAGING DEPARTMENT: Golf Authority

PROJECT DESCRIPTION: Renovation of the Bull Creek Golf Course. The scope of the project includes renovations and upgrades of the irrigation system, drainage, turf, sand traps, tee boxes, greens and cart paths.

	Prior	FY12	FY13	FY14	FY15	FY16	Total
FINANCING METHOD							
General Fund							0
Bond Proceeds							0
Sales Tax (1999 SPLOST)	2,239,082						2,239,082
Other							0
Balance Forward		31,174					
TOTAL	2,239,082	31,174	0	0	0	0	2,239,082
PROJECT COSTS							
Professional Services							0
Legal							0
Architect/Engineering	157,149						157,149
Appraisal/Negotiation							0
Construction/Improvements	2,050,759	31,174					2,081,933
Land Acquisition							0
Furnishings & Equipment							0
TOTAL	2,207,908	31,174	0	0	0	0	2,239,082
BALANCE	31,174	0	0	0	0	0	0

BENEFIT TO THE COMMUNITY: The improvements will increase the opportunity to bring tournaments and other group outings to the facility, which will to attract patrons to the City of Columbus. This type project will have an impact on the perceived quality of life and are important in attracting new industry to the area.

IMPACT ON OPERATING BUDGET: No impact on the FY12 operating budget.

50601 NFL IMPROVEMENTS

MANAGING DEPARTMENT: Engineering

PROJECT DESCRIPTION: The project includes the acquisition of approximately 2,500 acres of land which was part of the Fort Benning Military Reservation and the construction of necessary infrastructure including roads and utilities to provide for new and expanding industries.

	Prior	FY12	FY13	FY14	FY15	FY16	Total
FINANCING METHOD							
General Fund							0
Bond Proceeds							0
Sales Tax (1999 SPLOST)	7,547,072						7,547,072
Other							0
Balance Forward		2,547,382					
TOTAL	7,547,072	2,547,382	0	0	0	0	7,547,072
PROJECT COSTS							
Professional Services							0
Legal	9,600	10,000					19,600
Architect/Engineering	1,196,518	50,000					1,246,518
Appraisal/Negotiation							0
Construction/Improvements	1,585,762	1,000,000					2,585,762
Land Acquisition	2,207,811	1,487,382					3,695,193
Furnishings & Equipment							0
TOTAL	4,999,690	2,547,382	0	0	0	0	7,547,072
BALANCE	2,547,382	0	0	0	0	0	0

BENEFIT TO THE COMMUNITY: The project will spur industrial development and growth within the community, therefore, creating job opportunities for the citizens of Columbus and the region.

IMPACT ON OPERATING BUDGET: No impact on the FY12 operating budget.

50603 ENTERPRISE ZONE

MANAGING DEPARTMENT: Engineering

PROJECT DESCRIPTION: The project includes the acquisition of land for commercial and industrial areas, infrastructure improvements, relocation assistance, and demolition and site preparation. The purpose of this project is to create new jobs and improve the quality of life.

	Prior	FY12	FY13	FY14	FY15	FY16	Total
FINANCING METHOD							
General Fund							0
Bond Proceeds							0
Sales Tax (1999 SPLOST)	3,180,000						3,180,000
Other							0
Balance Forward		2,440,836					
TOTAL	3,180,000	2,440,836	0	0	0	0	3,180,000
PROJECT COSTS							
Professional Services	63,297	50,000					113,297
Legal	27,909	20,000					47,909
Architect/Engineering	384,340	225,750					610,090
Appraisal/Negotiation	4,323	10,000					14,323
Construction		735,086					735,086
Land Acquisition	259,296	1,400,000					1,659,296
Furnishings & Equipment							0
TOTAL	739,164	2,440,836	0	0	0	0	3,180,000
BALANCE	2,440,836	0	0	0	0	0	0

BENEFIT TO THE COMMUNITY: This project provides training for City employees to enhance their skills and abilities. With these types of training programs, the City employees will be able to provide a better, more efficient service to the citizens.

IMPACT ON OPERATING BUDGET: No impact on the FY12 operating budget.

50604 LIBERTY DISTRICT REDEVELOPMENT

MANAGING DEPARTMENT: Engineering

PROJECT DESCRIPTION: The project includes redevelopment projects centered around the Liberty Theater area for the development, entertainment, and residential district.

	Prior	FY12	FY13	FY14	FY15	FY16	Total
FINANCING METHOD							
General Fund							0
Bond Proceeds							0
Sales Tax (1999 SPLOST)	5,000,000						5,000,000
Other							0
Balance Forward		3,084,555					
TOTAL	5,000,000	3,084,555	0	0	0	0	5,000,000
PROJECT COSTS							
Professional Services							0
Legal	12,941	23,365					36,306
Architect/Engineering	72,503	75,000					147,503
Appraisal/Negotiation							0
Construction	296,566	1,581,817					1,878,383
Land Acquisition	1,533,435	1,404,373					2,937,808
Furnishings & Equipment							0
TOTAL	1,915,445	3,084,555	0	0	0	0	5,000,000
BALANCE	3,084,555	0	0	0	0	0	0

BENEFIT TO THE COMMUNITY: In conjunction with other projects in the Uptown Business District, the Liberty District redevelopment will attract patrons and tourists to the City of Columbus. This type project will have an impact on the perceived quality of life and is important in attracting new industry to the area.

IMPACT ON OPERATING BUDGET: No impact on the FY12 operating budget.

50605 OXBOW MEADOW DEVELOPMENT

MANAGING DEPARTMENT: Engineering

PROJECT DESCRIPTION: The project includes redevelopment projects centered around the Oxbow Meadows area for the development, entertainment, and residential district.

	Prior	FY12	FY13	FY14	FY15	FY16	Total
FINANCING METHOD							
General Fund							0
Bond Proceeds							0
Sales Tax (1999 SPLOST)	10,000,000						10,000,000
Other							0
Balance Forward		1,937,166					
TOTAL	10,000,000	1,937,166	0	0	0	0	10,000,000
PROJECT COSTS							
Professional Services							0
Legal		50,000					50,000
Architect/Engineering		100,000					100,000
Appraisal/Negotiation							0
Construction	6,415,166	1,031,216					7,446,382
Land Acquisition	1,647,668	755,950					2,403,618
Furnishings & Equipment							0
TOTAL	8,062,834	1,937,166	0	0	0	0	10,000,000
BALANCE	1,937,166	0	0	0	0	0	0

BENEFIT TO THE COMMUNITY: In conjunction with other projects, the Oxbow Meadows redevelopment will attract patrons and tourists to the City of Columbus. This type project will have an impact on the perceived quality of life and is important to attract new industry to the area .

IMPACT ON OPERATING BUDGET: No impact on the FY12 operating budget.

50610 OXBOW MEADOW DEVELOPMENT

MANAGING DEPARTMENT: Engineering

PROJECT DESCRIPTION: The project includes redevelopment projects centered around the Oxbow Meadows area for the development, entertainment, and residential district.

	Prior	FY12	FY13	FY14	FY15	FY16	Total
FINANCING METHOD							
General Fund							0
Bond Proceeds							0
Sales Tax (1999 SPLOST)	5,414,755						5,414,755
Other							0
Balance Forward		5,295,755					
TOTAL	5,414,755	5,295,755	0	0	0	0	5,414,755
PROJECT COSTS							
Professional Services							0
Legal							0
Architect/Engineering		234,950					234,950
Appraisal/Negotiation							0
Construction	119,000	5,060,805					5,179,805
Land Acquisition							0
Furnishings & Equipment							0
TOTAL	119,000	5,295,755	0	0	0	0	5,414,755
BALANCE	5,295,755	0	0	0	0	0	0

BENEFIT TO THE COMMUNITY: In conjunction with other projects, the Oxbow Meadows redevelopment will attract patrons and tourists to the City of Columbus. This type project will have an impact on the perceived quality of life and is important to attract new families/businesses to the area.

IMPACT ON OPERATING BUDGET: No impact on the FY12 operating budget.

50610 OXBOW MEADOW DEVELOPMENT

MANAGING DEPARTMENT: Engineering

PROJECT DESCRIPTION: The project includes redevelopment projects centered around the Oxbow Meadows area for the development, entertainment, and residential district.

	Prior	FY12	FY13	FY14	FY15	FY16	Total
FINANCING METHOD							
General Fund							0
Bond Proceeds							0
Sales Tax (1999 SPLOST)	5,414,755						5,414,755
Other							0
Balance Forward		5,295,755					
TOTAL	5,414,755	5,295,755	0	0	0	0	5,414,755
PROJECT COSTS							
Professional Services							0
Legal							0
Architect/Engineering		234,950					234,950
Appraisal/Negotiation							0
Construction	119,000	5,060,805					5,179,805
Land Acquisition							0
Furnishings & Equipment							0
TOTAL	119,000	5,295,755	0	0	0	0	5,414,755
BALANCE	5,295,755	0	0	0	0	0	0

BENEFIT TO THE COMMUNITY: In conjunction with other projects, the Oxbow Meadows redevelopment will attract patrons and tourists to the City of Columbus. This type project will have an impact on the perceived quality of life and is important to attract n

IMPACT ON OPERATING BUDGET: No impact on the FY12 operating budget.

82004 CSC PARKING GARAGE

MANAGING DEPARTMENT: Engineering

PROJECT DESCRIPTION: This project consists of the construction and equipping of a parking garage to be operated and maintained by the Consolidated Government. The garage will be located in the area of the Citizen Service Center.

	Prior	FY12	FY13	FY14	FY15	FY16	Total
FINANCING METHOD							
Paving Fund							0
Bond Proceeds	9,500,000						9,500,000
Sales Tax							0
Other							0
Balance Forward		9,229,323					
TOTAL	9,500,000	9,229,323	0	0	0	0	9,500,000
PROJECT COSTS							
Professional Services							0
Legal							0
Architect/Engineering	270,677	395,989					666,666
Appraisals/Negotiations							0
Construction		8,833,334					8,833,334
Land Acquisition							0
Furnishings & Equipment							0
TOTAL	270,677	9,229,323	0	0	0	0	9,500,000
BALANCE	9,229,323	0	0	0	0	0	0

BENEFIT TO THE COMMUNITY: The parking garage will provide parking for patrons in the City of Columbus.

IMPACT ON OPERATING BUDGET: No impact on the FY12 operating budget.

90001 LOST INFORMATION TECHNOLOGY

MANAGING DEPARTMENT: Information Technology

PROJECT DESCRIPTION: The project includes funding to improve the computer technology for the Columbus Consolidated Government.

	Prior	FY12	FY13	FY14	FY15	FY16	Total
FINANCING METHOD							
General Fund							0
Bond Proceeds							0
Sales Tax (2009 LOST)	500,000	250,000					750,000
Other							0
Balance Forward		150,780					
TOTAL	500,000	400,780	0	0	0	0	750,000
PROJECT COSTS							
Professional Services							0
Legal							0
Architect/Engineering							0
Appraisal/Negotiation							0
Construction							0
Land Acquisition							0
Furnishings & Equipment	349,220	400,780					750,000
TOTAL	349,220	400,780	0	0	0	0	750,000
BALANCE	150,780	0	0	0	0	0	0

BENEFIT TO THE COMMUNITY: Enhancement to the computer technology will provide efficiency to every department in the Columbus Consolidated Government which translates to providing improved services to the citizens.

IMPACT ON OPERATING BUDGET: No impact on the FY12 operating budget.

96001 LOST FACILITIES MAINTENANCE

MANAGING DEPARTMENT: Public Services

PROJECT DESCRIPTION: The project funds the repairs and upgrades to the facilities owned by the Columbus Consolidated Government.

	Prior	FY12	FY13	FY14	FY15	FY16	Total
FINANCING METHOD							
General Fund							0
Bond Proceeds							0
Sales Tax (2009 LOST)	56,450	300,000					356,450
Other							0
Balance Forward		56,450					
TOTAL	56,450	356,450	0	0	0	0	356,450
PROJECT COSTS							
Professional Services							0
Legal							0
Architect/Engineering							0
Appraisal/Negotiation							0
Construction		356,450					356,450
Land Acquisition							0
Furnishings & Equipment							0
TOTAL	0	356,450	0	0	0	0	356,450
BALANCE	56,450	0	0	0	0	0	0

BENEFIT TO THE COMMUNITY: The repairs and upgrades to facilities will provide a comfortable environment for citizens to enjoy when they are using the facilities.

IMPACT ON OPERATING BUDGET: No impact on the FY12 operating budget.

96005 LOST FACILITIES MAINT. - KEEP COLUMBUS BEAUTIFUL

MANAGING DEPARTMENT: Public Services

PROJECT DESCRIPTION: The project funds the repairs and upgrades to the facilities owned by the Columbus Consolidated Government.

	Prior	FY12	FY13	FY14	FY15	FY16	Total
FINANCING METHOD							
General Fund							0
Bond Proceeds							0
Sales Tax (2009 LOST)	51,000						51,000
Other							0
Balance Forward		43,576					
TOTAL	51,000	43,576	0	0	0	0	51,000
PROJECT COSTS							
Professional Services							0
Legal							0
Architect/Engineering	1,800						1,800
Appraisal/Negotiation							0
Construction	5,624	43,576					49,200
Land Acquisition							0
Furnishings & Equipment							0
TOTAL	7,424	43,576	0	0	0	0	51,000
BALANCE	43,576	0	0	0	0	0	0

BENEFIT TO THE COMMUNITY: The repairs and upgrades to facilities will provide a comfortable environment for citizens to enjoy when they are using the facilities.

IMPACT ON OPERATING BUDGET: No impact on the FY12 operating budget.

96007 LOST PUBLIC SERVICES BUILDING RENOVATION

MANAGING DEPARTMENT: Public Services

PROJECT DESCRIPTION: The project funds the repairs and upgrades to the facilities owned by the Columbus Consolidated Government.

	Prior	FY12	FY13	FY14	FY15	FY16	Total
FINANCING METHOD							
General Fund							0
Bond Proceeds							0
Sales Tax (2009 LOST)	27,000						27,000
Other							0
Balance Forward		12,715					
TOTAL	27,000	12,715	0	0	0	0	27,000
PROJECT COSTS							
Professional Services							0
Legal							0
Architect/Engineering							0
Appraisal/Negotiation							0
Construction	14,285	12,715					27,000
Land Acquisition							0
Furnishings & Equipment							0
TOTAL	14,285	12,715	0	0	0	0	27,000
BALANCE	12,715	0	0	0	0	0	0

BENEFIT TO THE COMMUNITY: The repairs and upgrades to facilities will provide a comfortable environment for citizens to enjoy when they are using the facilities.

IMPACT ON OPERATING BUDGET: No impact on the FY12 operating budget.

96009 LOST FACILITIES MAINT. - CIVIC CENTER PATIO

MANAGING DEPARTMENT: Public Services

PROJECT DESCRIPTION: The project funds the repairs and upgrades to the facilities owned by the Columbus Consolidated Government.

	Prior	FY12	FY13	FY14	FY15	FY16	Total
FINANCING METHOD							
General Fund							0
Bond Proceeds							0
Sales Tax (2009 LOST)	75,000						75,000
Other							0
Balance Forward		75,000					
TOTAL	75,000	75,000	0	0	0	0	75,000
PROJECT COSTS							
Professional Services							0
Legal							0
Architect/Engineering		7,500					7,500
Appraisal/Negotiation							0
Construction		67,500					67,500
Land Acquisition							0
Furnishings & Equipment							0
TOTAL	0	75,000	0	0	0	0	75,000
BALANCE	75,000	0	0	0	0	0	0

BENEFIT TO THE COMMUNITY: The repairs and upgrades to facilities will provide a comfortable environment for citizens to enjoy when they are using the facilities.

IMPACT ON OPERATING BUDGET: No impact on the FY12 operating budget.

96011 LOST FACILITIES MAINT. - 11 ST. VIADUCT LIGHTING

MANAGING DEPARTMENT: Public Services

PROJECT DESCRIPTION: The project funds the repairs and upgrades to the facilities owned by the Columbus Consolidated Government.

	Prior	FY12	FY13	FY14	FY15	FY16	Total
FINANCING METHOD							
General Fund							0
Bond Proceeds							0
Sales Tax (2009 LOST)	21,175						21,175
Other							0
Balance Forward		21,175					
TOTAL	21,175	21,175	0	0	0	0	21,175
PROJECT COSTS							
Professional Services							0
Legal							0
Architect/Engineering							0
Appraisal/Negotiation							0
Construction		21,175					21,175
Land Acquisition							0
Furnishings & Equipment							0
TOTAL	0	21,175	0	0	0	0	21,175
BALANCE	21,175	0	0	0	0	0	0

BENEFIT TO THE COMMUNITY: The repairs and upgrades to facilities will provide a comfortable environment for citizens to enjoy when they are using the facilities.

IMPACT ON OPERATING BUDGET: No impact on the FY12 operating budget.

96012 LOST FACILITIES MAINT. - TILLIS GYM HVAC

MANAGING DEPARTMENT: Public Services

PROJECT DESCRIPTION: The project funds the repairs and upgrades to the facilities owned by the Columbus Consolidated Government.

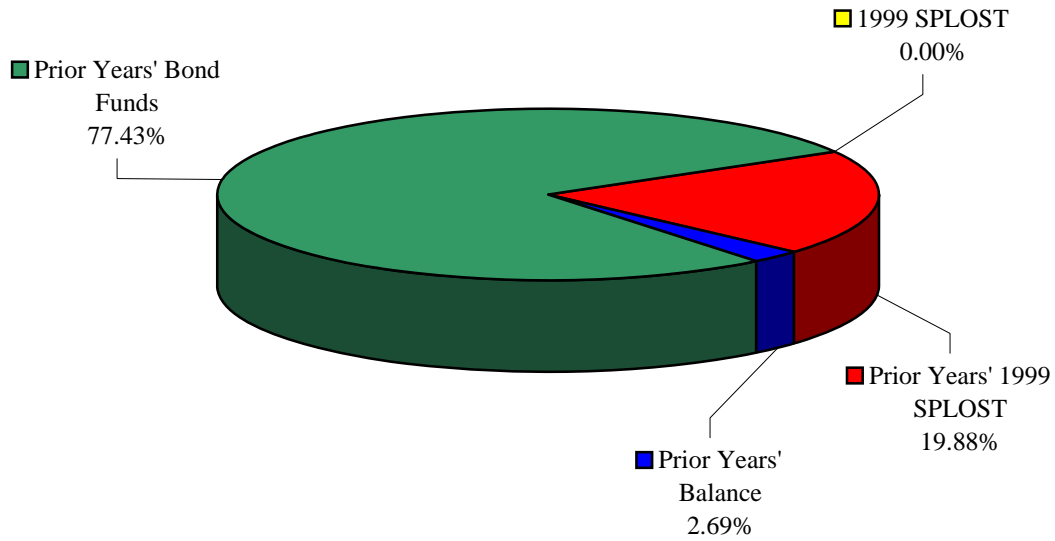
	Prior	FY12	FY13	FY14	FY15	FY16	Total
FINANCING METHOD							
General Fund							0
Bond Proceeds							0
Sales Tax (2009 LOST)	75,000						75,000
Other							0
Balance Forward		18,057					
TOTAL	75,000	18,057	0	0	0	0	75,000
PROJECT COSTS							
Professional Services							0
Legal							0
Architect/Engineering							0
Appraisal/Negotiation							0
Construction	56,943	18,057					75,000
Land Acquisition							0
Furnishings & Equipment							0
TOTAL	56,943	18,057	0	0	0	0	75,000
BALANCE	18,057	0	0	0	0	0	0

BENEFIT TO THE COMMUNITY: The repairs and upgrades to facilities will provide a comfortable environment for citizens to enjoy when they are using the facilities.

IMPACT ON OPERATING BUDGET: No impact on the FY12 operating budget.

PARKS, RECREATION & LEISURE SUMMARY

FY12 FINANCING METHOD
\$12,481,334

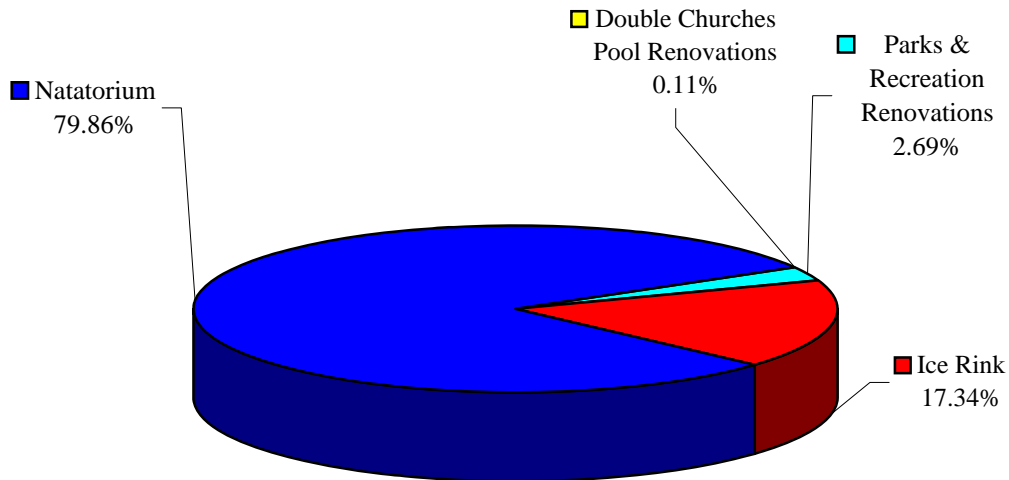


FY12 FINANCING FOR PARKS & RECREATION PROJECTS

<u>METHOD/SOURCE</u>	<u>AMOUNT</u>
1999 SPLOST	\$0
Prior Years' 1999 SPLOST	2,481,250
Prior Years' Balance	336,362
Prior Years' Bond Funds	9,663,722
FY12 TOTAL	<u><u>\$12,481,334</u></u>

PARKS, RECREATION & LEISURE SUMMARY

FY12 PROJECT COSTS \$12,481,334



FY12 PARKS & RECREATION PROJECTS

<u>PROJECT</u>	<u>AMOUNT</u>
Parks & Recreation Renovations	\$336,362
Ice Rink	2,163,722
Natatorium	9,967,606
Double Churches Pool Renovations	13,644
FY12 TOTAL	\$12,481,334

22251 BRITT DAVID PARK - FENCING

MANAGING DEPARTMENT: Parks and Recreation

PROJECT DESCRIPTION: This project consists of replacing the fences surrounding the fields at Britt David park.

	Prior	FY12	FY13	FY14	FY15	FY16	Total
FINANCING METHOD							
General Fund	321,000						321,000
Bond Proceeds							0
Sales Tax							0
Other							0
Balance Forward		192,735					
TOTAL	321,000	192,735	0	0	0	0	321,000
PROJECT COSTS							
Professional Services							0
Legal							0
Architect/Engineering							0
Appraisal/Negotiation							0
Construction	128,265	192,735					321,000
Land Acquisition							0
Furnishings & Equipment							0
TOTAL	128,265	192,735	0	0	0	0	321,000
BALANCE	192,735	0	0	0	0	0	0

BENEFIT TO THE COMMUNITY: The project will enhance Britt David's sports fields.

IMPACT ON OPERATING BUDGET: No impact on the operating budget.

22252 BRITT DAVID CONCESSION STANDS/RETAINING WALL

MANAGING DEPARTMENT: Parks and Recreation

PROJECT DESCRIPTION: This project consists of renovating the concession stands at Britt David park. This project will also include the repairs to the retaining wall by the football field.

	Prior	FY12	FY13	FY14	FY15	FY16	Total
FINANCING METHOD							
General Fund	115,564						115,564
Bond Proceeds							0
Sales Tax							0
Other							0
Balance Forward		55,718					55,718
TOTAL	115,564	55,718	0	0	0	0	115,564
PROJECT COSTS							
Professional Services	7,200						7,200
Legal							0
Architect/Engineering							0
Appraisal/Negotiation							0
Construction	52,646	55,718					108,364
Land Acquisition							0
Furnishings & Equipment							0
TOTAL	59,846	55,718	0	0	0	0	115,564
BALANCE	55,718	0	0	0	0	0	0

BENEFIT TO THE COMMUNITY: The project will enhance Britt David's concession stands and make the retaining wall stronger.

IMPACT ON OPERATING BUDGET: No impact on the operating budget.

22257 POP AUSTIN GYM RENOVATIONS

MANAGING DEPARTMENT: Parks and Recreation

PROJECT DESCRIPTION: This project consists of renovating Pop Austin gym.

	Prior	FY12	FY13	FY14	FY15	FY16	Total
FINANCING METHOD							
General Fund	180,500						180,500
Bond Proceeds							0
Sales Tax							0
Other							0
Balance Forward		27,268					
TOTAL	180,500	27,268	0	0	0	0	180,500
PROJECT COSTS							
Professional Services							0
Legal							0
Architect/Engineering	14,621						14,621
Appraisal/Negotiation							0
Construction	132,938	27,268					160,206
Land Acquisition							0
Furnishings & Equipment	5,673						5,673
TOTAL	153,232	27,268	0	0	0	0	180,500
BALANCE	27,268	0	0	0	0	0	0

BENEFIT TO THE COMMUNITY: The project will enhance the gym for citizens and others to enjoy.

IMPACT ON OPERATING BUDGET: No impact on the operating budget.

22259 FLUELLEN GYM RENOVATIONS

MANAGING DEPARTMENT: Parks and Recreation

PROJECT DESCRIPTION: This project consists of renovating Fluellen gym.

	Prior	FY12	FY13	FY14	FY15	FY16	Total
FINANCING METHOD							
General Fund	40,000						40,000
Bond Proceeds							0
Sales Tax							0
Other							0
Balance Forward		29,113					
TOTAL	40,000	29,113	0	0	0	0	40,000
PROJECT COSTS							
Professional Services							0
Legal							0
Architect/Engineering	5,407						5,407
Appraisal/Negotiation							0
Construction	3,605	19,544					23,149
Land Acquisition							0
Furnishings & Equipment	1,874	9,569					11,443
TOTAL	10,887	29,113	0	0	0	0	40,000
BALANCE	29,113	0	0	0	0	0	0

BENEFIT TO THE COMMUNITY: The project will enhance the gym for citizens and others to enjoy.

IMPACT ON OPERATING BUDGET: No impact on the operating budget.

22914 DISC GOLF COURSE

MANAGING DEPARTMENT: Parks and Recreation

PROJECT DESCRIPTION: This project is for the construction of a Disc Golf Course at Flat Rock Park.

	Prior	FY12	FY13	FY14	FY15	FY16	Total
FINANCING METHOD							
General Fund							0
Bond Proceeds	8,000						8,000
Sales Tax							0
Other							0
Balance Forward		814					
TOTAL	8,000	814	0	0	0	0	8,000
PROJECT COSTS							
Professional Services							0
Legal							0
Architect/Engineering							0
Appraisal/Negotiation							0
Construction	2,361						2,361
Land Acquisition							0
Furnishings & Equipment	4,825	814					5,639
TOTAL	7,186	814	0	0	0	0	8,000
BALANCE	814	0	0	0	0	0	0

BENEFIT TO THE COMMUNITY: The project will enhance the park and provide an improved quality of life through increased recreational activities and opportunities for the citizens of Columbus and surrounding areas.

IMPACT ON OPERATING BUDGET: No impact on the FY12 operating budget.

22917 ROSEHILL LIGHTING

MANAGING DEPARTMENT: Parks and Recreation

PROJECT DESCRIPTION: This project consist of providing lights at Rosehill Park.

	Prior	FY12	FY13	FY14	FY15	FY16	Total
FINANCING METHOD							
General Fund							0
Bond Proceeds	10,000						10,000
Sales Tax							0
Other							0
Balance Forward		10,000					
TOTAL	10,000	10,000	0	0	0	0	10,000
PROJECT COSTS							
Professional Services							0
Legal							0
Architect/Engineering							0
Appraisal/Negotiation							0
Construction		10,000					10,000
Land Acquisition							0
Furnishings & Equipment							0
TOTAL	0	10,000	0	0	0	0	10,000
BALANCE	10,000	0	0	0	0	0	0

BENEFIT TO THE COMMUNITY: The project will enhance the park and provide an improved quality of life through increased recreational activities and opportunities for the citizens of Columbus and surrounding areas.

IMPACT ON OPERATING BUDGET: No impact on the FY12 operating budget.

22921 TILLIS GYM RENOVATIONS

MANAGING DEPARTMENT: Parks and Recreation

PROJECT DESCRIPTION: This project consists of renovating Tillis gym.

	Prior	FY12	FY13	FY14	FY15	FY16	Total
FINANCING METHOD							
General Fund	35,000						35,000
Bond Proceeds							0
Sales Tax							0
Other							0
Balance Forward		9,966					
TOTAL	35,000	9,966	0	0	0	0	35,000
PROJECT COSTS							
Professional Services							0
Legal							0
Architect/Engineering							0
Appraisal/Negotiation							0
Construction	25,034	9,966					35,000
Land Acquisition							0
Furnishings & Equipment							0
TOTAL	25,034	9,966	0	0	0	0	35,000
BALANCE	9,966	0	0	0	0	0	0

BENEFIT TO THE COMMUNITY: The project will enhance the gym for citizens and others to enjoy.

IMPACT ON OPERATING BUDGET: No impact on the operating budget.

22922 29TH STREET GYM ROOF/AC

MANAGING DEPARTMENT: Parks and Recreation

PROJECT DESCRIPTION: This project consists of repairing 29th Street Gym.

	Prior	FY12	FY13	FY14	FY15	FY16	Total
FINANCING METHOD							
General Fund	18,500						18,500
Bond Proceeds							0
Sales Tax							0
Other							0
Balance Forward		10,748					
TOTAL	18,500	10,748	0	0	0	0	18,500
PROJECT COSTS							
Professional Services							0
Legal							0
Architect/Engineering							0
Appraisal/Negotiation							0
Construction	7,752	10,748					18,500
Land Acquisition							0
Furnishings & Equipment							0
TOTAL	7,752	10,748	0	0	0	0	18,500
BALANCE	10,748	0	0	0	0	0	0

BENEFIT TO THE COMMUNITY: The project will enhance the gym for citizens and others to enjoy.

IMPACT ON OPERATING BUDGET: No impact on the operating budget.

40224/81001 ICE RINK

MANAGING DEPARTMENT: Civic Center

PROJECT DESCRIPTION: This project consists of the construction of a new ice rink for the City of Columbus. This rink will be open to the citizens, tourists, and the Columbus Cottonmouths hockey team.

	Prior	FY12	FY13	FY14	FY15	FY16	Total
FINANCING METHOD							
General Fund							0
Bond Proceeds	9,536,318						9,536,318
Sales Tax							0
Other							0
Balance Forward		2,163,722					
TOTAL	9,536,318	2,163,722	0	0	0	0	9,536,318
PROJECT COSTS							
Professional Services							0
Legal							0
Architect/Engineering	418,954						418,954
Appraisal/Negotiation							0
Construction	6,759,036	2,063,722					8,822,758
Land Acquisition							0
Furnishings & Equipment	194,606	100,000					294,606
TOTAL	7,372,596	2,163,722	0	0	0	0	9,536,318
BALANCE	2,163,722	0	0	0	0	0	0

BENEFIT TO THE COMMUNITY: The project will enhance the park and provide an improved quality of life through increased recreational activities and opportunities for the citizens of Columbus and surrounding areas.

IMPACT ON OPERATING BUDGET: No impact on the FY12 operating budget. Upon completion of the rink, the operating budget will be absorbed into the overall budget of the Civic Center.

50253 & 82002 POOLS - Natatorium

MANAGING DEPARTMENT: Parks & Recreation

PROJECT DESCRIPTION: This project consists of the construction of a natatorium at a location within the City. The pool will include a zero depth pool, deck areas, water play features, pool house and mechanical systems.

	Prior	FY12	FY13	FY14	FY15	FY16	Total
FINANCING METHOD							
General Fund							0
Bond Proceeds	7,500,000						7,500,000
Sales Tax (1999 SPLOST)	2,926,312						2,926,312
Other							0
Balance Forward		9,967,606					
TOTAL	10,426,312	9,967,606	0	0	0	0	10,426,312
PROJECT COSTS							
Professional Services							0
Legal							0
Architect/Engineering	458,706	226,061					684,767
Appraisal/Negotiation							0
Construction		9,741,545					9,741,545
Land Acquisition							0
Furnishings & Equipment							0
TOTAL	458,706	9,967,606	0	0	0	0	10,426,312
BALANCE	9,967,606	0	0	0	0	0	0

BENEFIT TO THE COMMUNITY: The project will enhance the park and provide an improved quality of life through increased programming opportunities and operating hours.

IMPACT ON OPERATING BUDGET: When construction is complete, the existing neighborhood pools will be closed and staff will be consolidated to the new pool. The funds used to operate the existing neighborhood pools will be utilized to operate the new pool with little or no impact on the operating budget.

50254 DOUBLE CHURCHES POOL RENOVATIONS

MANAGING DEPARTMENT: Parks & Recreation

PROJECT DESCRIPTION: Rehabilitation, renovations and upgrading of the Double Churches swimming pool complex.

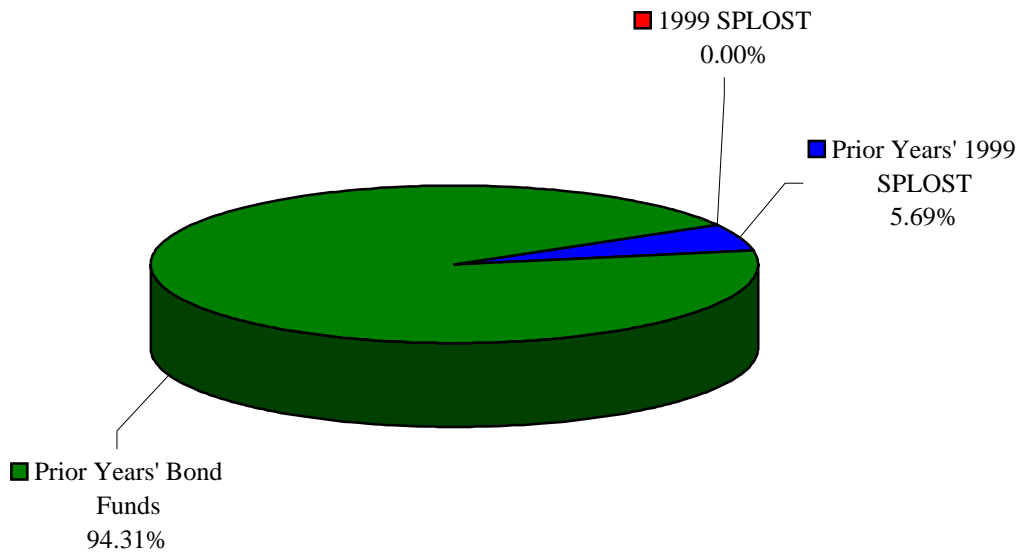
	Prior	FY12	FY13	FY14	FY15	FY16	Total
FINANCING METHOD							
General Fund							0
Bond Proceeds							0
Sales Tax (1999 SPLOST)	2,864,993						2,864,993
Other							0
Balance Forward		13,644					
TOTAL	2,864,993	13,644	0	0	0	0	2,864,993
PROJECT COSTS							
Professional Services							0
Legal							0
Architect/Engineering	355,118						355,118
Appraisal/Negotiation							0
Construction	2,485,572	13,644					2,499,216
Land Acquisition	3,963						3,963
Furnishings & Equipment	6,696						6,696
TOTAL	2,851,350	13,644	0	0	0	0	2,864,994
BALANCE	13,644	0	0	0	0	0	0

BENEFIT TO THE COMMUNITY: This project will enhance the park and provide an improved quality of life through increased programming opportunities and operating hours.

IMPACT ON OPERATING BUDGET: No anticipated impact on the operating budget.

PUBLIC SAFETY/CRIMINAL JUSTICE SUMMARY

**FY12 FINANCING METHOD
\$2,140,514**

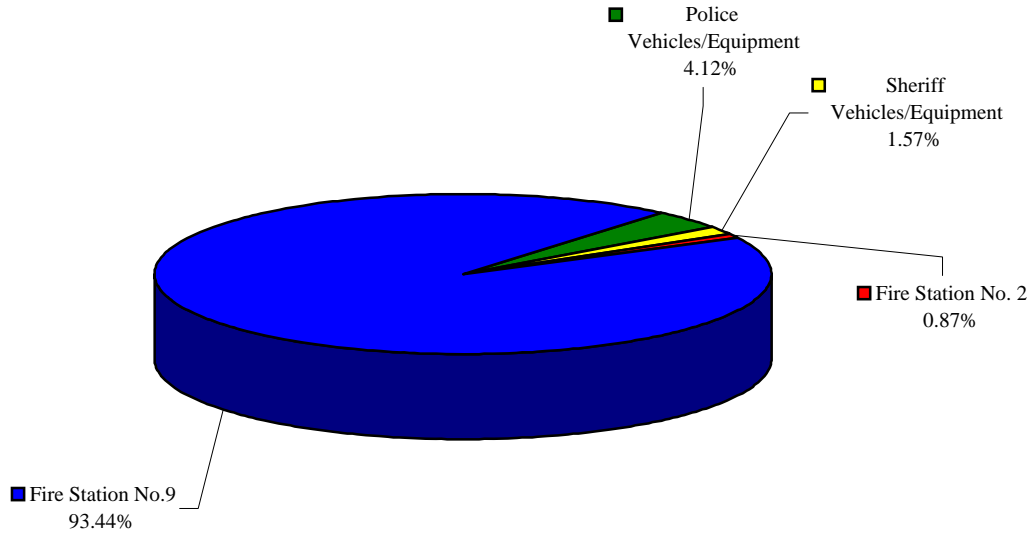


FY12 FINANCING FOR PUBLIC SAFETY/CRIMINAL JUSTICE PROJECTS

<u>METHOD/SOURCE</u>	<u>AMOUNT</u>
1999 SPLOST	\$0
Prior Years' 1999 SPLOST	121,864
Prior Years' Bond Funds	2,018,650
FY12 TOTAL	<u><u>\$2,140,514</u></u>

PUBLIC SAFETY/CRIMINAL JUSTICE SUMMARY

FY12 PROJECT COSTS
\$2,140,514



FY12 PUBLIC SAFETY/CRIMINAL JUSTICE PROJECTS

<u>PROJECT</u>	<u>AMOUNT</u>
Fire Station No. 2	\$18,650
Fire Station No.9	\$2,000,000
Police Vehicles/Equipment	88,251
Sheriff Vehicles/Equipment	33,613
FY12 TOTAL	\$2,140,514

40231 FIRE STATION NO. 2

MANAGING DEPARTMENT: Fire/EMS Department

PROJECT DESCRIPTION: This project will provide the Fire/EMS department with a brand new facility and will replace the existing location on 29th Street.

	Prior	FY12	FY13	FY14	FY15	FY16	Total
FINANCING METHOD							
General Fund							0
Bond Proceeds	1,805,949						1,805,949
Sales Tax							0
Other							0
Balance Forward		18,650					
TOTAL	1,805,949	18,650	0	0	0	0	1,805,949
PROJECT COSTS							
Professional Services							0
Legal							0
Architect/Engineering	44,713						44,713
Appraisal/Negotiations							0
Construction	1,352,900	18,650					1,371,550
Land Acquisition							0
Vehicles & Equipment	389,686						389,686
TOTAL	1,787,299	18,650	0	0	0	0	1,805,949
BALANCE	18,650	0	0	0	0	0	0

BENEFIT TO THE COMMUNITY: An improved facility will give the community a more appealing station and provide updated facilities for firefighters and staff.

IMPACT ON OPERATING BUDGET: No impact on the FY12 operating budget. Costs will be absorbed by the General Fund and the Fire/EMS department, once the station is operational.

82001 FIRE STATION NO. 9

MANAGING DEPARTMENT: Fire/EMS Department

PROJECT DESCRIPTION: This project will provide the Fire/EMS department with a brand new facility.

	Prior	FY12	FY13	FY14	FY15	FY16	Total
FINANCING METHOD							
General Fund							0
Bond Proceeds	2,000,000						2,000,000
Sales Tax							0
Other							0
Balance Forward		2,000,000					
TOTAL	2,000,000	2,000,000	0	0	0	0	2,000,000
PROJECT COSTS							
Professional Services		10,000					10,000
Legal		10,000					10,000
Architect/Engineering		50,000					50,000
Appraisal/Negotiations							0
Construction		1,930,000					1,930,000
Land Acquisition							0
Vehicles & Equipment							0
TOTAL	0	2,000,000	0	0	0	0	2,000,000
BALANCE	2,000,000	0	0	0	0	0	0

BENEFIT TO THE COMMUNITY: An improved facility will give the community a more appealing station and provide updated facilities for firefighters and staff.

IMPACT ON OPERATING BUDGET: No impact on the FY12 operating budget. Costs will be absorbed by the General Fund and the Fire/EMS department, once the station is operational.

50110 POLICE VEHICLES/EQUIPMENT

MANAGING DEPARTMENT: Police Department

PROJECT DESCRIPTION: The purchase of vehicles, computer and radio, and rescue equipment for the Police Department.

	Prior	FY12	FY13	FY14	FY15	FY16	Total
FINANCING METHOD							
General Fund							0
Bond Proceeds							0
Sales Tax (1999 SPLOST)	8,391,672						8,391,672
Other							0
Balance Forward		88,251					
TOTAL	8,391,672	88,251	0	0	0	0	8,391,672
PROJECT COSTS							
Professional Services							0
Legal							0
Architect/Engineering							0
Appraisal/Negotiations							0
Construction							0
Land Acquisition							0
Vehicles & Equipment	8,303,421	88,251					8,391,672
TOTAL	8,303,421	88,251	0	0	0	0	8,391,672
BALANCE	88,251	0	0	0	0	0	0

BENEFIT TO THE COMMUNITY: Through improved radio and computer communication, rescue equipment and new vehicles, the public safety departments will provide a better, more efficient service to the citizens.

IMPACT ON OPERATING BUDGET: With the purchase of the vehicles and equipment purchased with sales tax funding, operating funds are available for other funding needs.

50130 SHERIFF VEHICLES/EQUIPMENT

MANAGING DEPARTMENT: Sheriff's Department

PROJECT DESCRIPTION: The purchase of vehicles, computer and radio, and rescue equipment for the Sheriff's Department.

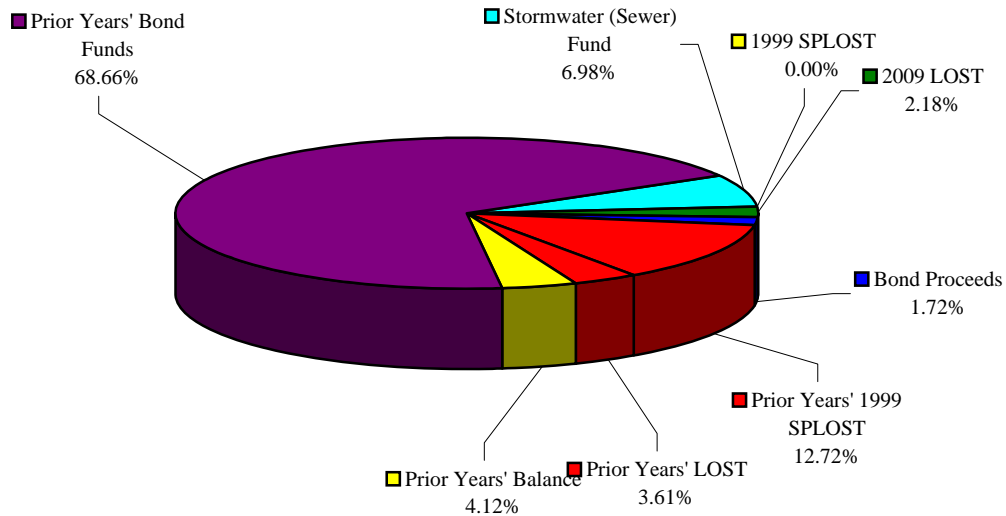
	Prior	FY12	FY13	FY14	FY15	FY16	Total
FINANCING METHOD							
General Fund							0
Bond Proceeds							0
Sales Tax (1999 SPLOST)	1,495,642						1,495,642
Other							0
Balance Forward		33,613					
TOTAL	1,495,642	33,613	0	0	0	0	1,495,642
PROJECT COSTS							
Professional Services							0
Legal							0
Architect/Engineering							0
Appraisal/Negotiations							0
Construction							0
Land Acquisition							0
Vehicles & Equipment	1,462,029	33,613					1,495,642
TOTAL	1,462,029	33,613	0	0	0	0	1,495,642
BALANCE	33,613	0	0	0	0	0	0

BENEFIT TO THE COMMUNITY: Through improved radio and computer communication, rescue equipment and new vehicles, the public safety departments will provide a better, more efficient service to the citizens.

IMPACT ON OPERATING BUDGET: With the purchase of the vehicles and equipment purchased with sales tax funding, operating funds are available for other funding needs.

DRAINAGE SUMMARY

FY12 FINANCING METHOD \$34,334,992

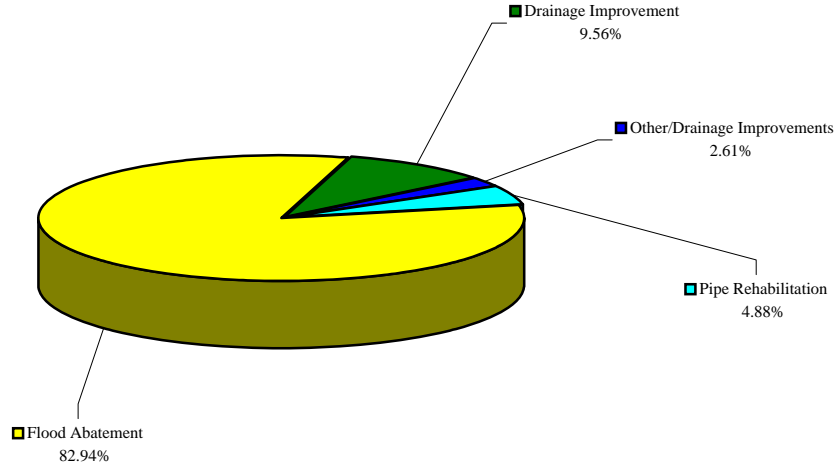


FY12 FINANCING FOR DRAINAGE PROJECTS

<u>METHOD/SOURCE</u>	<u>AMOUNT</u>
Stormwater (Sewer) Fund	\$2,396,342
1999 SPLOST	0
2009 LOST	750,000
Bond Proceeds	590,000
Prior Years' 1999 SPLOST	4,367,312
Prior Years' LOST	1,240,342
Prior Years' Balance	1,414,881
Prior Years' Bond Funds	23,576,115
FY12 TOTAL	\$34,334,992

DRAINAGE SUMMARY

FY12 PROJECT COSTS \$34,334,992



FY12 DRAINAGE PROJECTS

<u>PROJECT</u>	<u>AMOUNT</u>
Sewer Fund/Various	140,208
Pipe Rehab	1,172,435
Fleet Management EPA	357,945
Vehicle Replacement	390,000
6th Ave Flood Abatement	22,783,797
Lindsey Creek Flood Study	15,665
Charter Oaks Watershed	98,821
Levy Road Flood Study	10,000
Cusseta Road Flood Study	5,550
Flood Studies UDAG	215,000
Hilton Ave Pipe Replacement	97,264
Cusseta Road UDAG	32,160
Oakland Park Drainage UDAG	315,175
2nd Avenue	835,000
Breeds Hill Loop Flood Study UDAG	30,000
Martha's Loop	96,000
Stormwater Enhancements	590,000
Stormwater/Flood Abatement	5,159,630
LOST Stormwater Enhancements	1,600,000
LOST 17th Avenue Rehab	390,342
FY12 TOTAL	\$34,334,992

20200 SEWER / VARIOUS

MANAGING DEPARTMENT: Engineering

PROJECT DESCRIPTION: Funds set aside to cover the various expenses related to the stormwater within Muscogee county.

	Prior	FY12	FY13	FY14	FY15	FY16	Total
FINANCING METHOD							
Sewer Fund	146,295						146,295
Bond Proceeds							0
Sales Tax							0
Other							0
Balance Forward		140,208					
TOTAL	146,295	140,208	0	0	0	0	146,295
PROJECT COSTS							
Professional Services							0
Legal							0
Architect/Engineering	6,087						6,087
Appraisal/Negotiations							0
Construction		140,208					140,208
Land Acquisition							0
Furnishings & Equipment							0
TOTAL	6,087	140,208	0	0	0	0	146,295
BALANCE	140,208	0	0	0	0	0	0

BENEFIT TO THE COMMUNITY: Will repair and construct stormwater devices in accordance with established State and Federal mandates.

IMPACT ON OPERATING BUDGET: No impact on the operating budget.

20770 PIPE REHABILITATION

MANAGING DEPARTMENT: Engineering

PROJECT DESCRIPTION: Funding for the rehabilitation of the deteriorating combined sewers in the downtown area. Many of the storm sewers have been in place for more than 100 years.

	Prior	FY12	FY13	FY14	FY15	FY16	Total
FINANCING METHOD							
Stormwater (Sewer) Fund	2,228,224	895,342					3,123,566
Bond Proceeds							0
Sales Tax							0
Other							0
Balance Forward		277,093					
TOTAL	2,228,224	1,172,435	0	0	0	0	3,123,566
PROJECT COSTS							
Professional Services							0
Legal							0
Architect/Engineering	49,611	25,191					74,802
Appraisal/Negotiations							0
Construction	1,901,520	1,147,244					3,048,764
Land Acquisition							0
Furnishings & Equipment							0
TOTAL	1,951,131	1,172,435	0	0	0	0	3,123,566
BALANCE	277,093	0	0	0	0	0	0

BENEFIT TO THE COMMUNITY: Avoid possible property damage and/or personal injury from collapses caused by the deteriorating storm sewers.

IMPACT ON OPERATING BUDGET: Avoidance for thousands of dollars to City right-of-way and possible building damage.

20771 FLEET MANAGEMENT EPA

MANAGING DEPARTMENT: Public Services

PROJECT DESCRIPTION: The project will bring the Fleet Maintenance Complex into compliance with U. S. Environmental Protection Agency (EPA) Clean Water Act. This project will consist of installing a drainage system with oil/water separators, which are then connected to the sanitary sewer.

	Prior	FY12	FY13	FY14	FY15	FY16	Total
FINANCING METHOD							
Stormwater (Sewer) Fund	777,317	150,000					927,317
Bond Proceeds							0
Sales Tax							0
Other							0
Balance Forward		207,945					
TOTAL	777,317	357,945	0	0	0	0	927,317
PROJECT COSTS							
Professional Services							0
Legal							0
Architect/Engineering	115,021	17,829					132,850
Appraisal/Negotiations							0
Construction	454,351	340,116					794,467
Land Acquisition							0
Furnishings & Equipment							0
TOTAL	569,371	357,945	0	0	0	0	927,316
BALANCE	207,945	0	0	0	0	0	0

BENEFIT TO THE COMMUNITY: The oil/water separators will prevent contaminated waters from polluting the area streams and rivers and protect the aquatic life and environment.

IMPACT ON OPERATING BUDGET: Reduces the possibilities of violations of the Clean Water Act. These violations can amount to \$20,000 per day.

22175, 20782, 21021, 20710 VEHICLE REPLACEMENT

MANAGING DEPARTMENT: Public Services

PROJECT DESCRIPTION: The initial fund to establish and maintain a vehicle replacement program within the City. The funding will provide for the replacement of vehicles based on criteria established by the Fleet Manager.

	Prior	FY12	FY13	FY14	FY15	FY16	Total
FINANCING METHOD							
General Fund	188,899						188,899
Sewer Fund	197,719	390,000					587,719
Paving Fund	75,000						75,000
Integrated Waste Fund	213,686						213,686
Sales Tax							0
Other							0
Balance Forward		0					
TOTAL	197,719	390,000	0	0	0	0	587,719
PROJECT COSTS							
Professional Services							0
Legal							0
Architect/Engineering							0
Appraisal/Negotiation							0
Construction							0
Land Acquisition							0
Vehicles & Equipment	197,719	390,000					587,719
TOTAL	197,719	390,000	0	0	0	0	587,719
BALANCE	0	0	0	0	0	0	0

BENEFIT TO THE COMMUNITY: The regular replacement of vehicles will provide a better maintained and more efficient fleet of vehicles on the city streets.

IMPACT ON OPERATING BUDGET: No anticipated impact on the FY12 operating budget.

20797/81002/82007 6TH AVENUE FLOOD ABATEMENT

MANAGING DEPARTMENT: Engineering

PROJECT DESCRIPTION: Construction of enhancements to the stormwater infrastructure in the area surrounding 6th Avenue. The work includes planning/study, design, and construction of the stormwater system enhancements.

	Prior	FY12	FY13	FY14	FY15	FY16	Total
FINANCING METHOD							
Stormwater (Sewer) Fund	2,149,236						2,149,236
Bond Proceeds	23,378,918						23,378,918
Sales Tax							0
Other							0
Balance Forward		22,783,796					
TOTAL	25,528,154	22,783,796	0	0	0	0	25,528,154
PROJECT COSTS							
Professional Services		50,000					50,000
Legal		50,000					50,000
Architect/Engineering	721,801	789,188					1,510,989
Appraisal/Negotiations	950	50,000					50,950
Construction	2,021,607	21,844,609					23,866,215
Land Acquisition							0
Furnishings & Equipment							0
TOTAL	2,744,358	22,783,797	0	0	0	0	25,528,154
BALANCE	22,783,796	0	0	0	0	0	0

BENEFIT TO THE COMMUNITY: Prevents future liability to the City for damages to nearby structures.

IMPACT ON OPERATING BUDGET: Reduces repair and maintenance costs to the area.

21095 LINDSEY CREEK FLOOD STUDY

MANAGING DEPARTMENT: Engineering

PROJECT DESCRIPTION: To conduct a study in this area of the City in order to prevent flood damage.

	Prior	FY12	FY13	FY14	FY15	FY16	Total
FINANCING METHOD							
Stormwater (Sewer) Fund	58,828						58,828
Bond Proceeds							0
Sales Tax							0
Other							0
Balance Forward		15,665					
TOTAL	58,828	15,665	0	0	0	0	58,828
PROJECT COSTS							
Professional Services							0
Legal							0
Architect/Engineering	43,163	15,665					58,828
Appraisal/Negotiations							0
Construction							0
Land Acquisition							0
Furnishings & Equipment							0
TOTAL	43,163	15,665	0	0	0	0	58,828
BALANCE	15,665	0	0	0	0	0	0

BENEFIT TO THE COMMUNITY: Prevents future liability to the City for damages to nearby structures.

IMPACT ON OPERATING BUDGET: Reduces repair and maintenance costs to the area.

21097 CHARTER OAKS WATERSHED

MANAGING DEPARTMENT: Engineering

PROJECT DESCRIPTION: Continue program of removing siltation in the watersheds/creeks to reestablish their design capacity.

	Prior	FY12	FY13	FY14	FY15	FY16	Total
FINANCING METHOD							
Stormwater (Sewer) Fund	205,887						205,887
Bond Proceeds							0
Sales Tax							0
Other							0
Balance Forward		98,821					
TOTAL	205,887	98,821	0	0	0	0	205,887
PROJECT COSTS							
Professional Services							0
Legal							0
Architect/Engineering							0
Appraisal/Negotiations							0
Construction	107,066	98,821					205,887
Land Acquisition							0
Furnishings & Equipment							0
TOTAL	107,066	98,821	0	0	0	0	205,887
BALANCE	98,821	0	0	0	0	0	0

BENEFIT TO THE COMMUNITY: Extends the life of the watershed structure and reduces the flooding potential to area residents.

IMPACT ON OPERATING BUDGET: Construction of the settlement basins reduces future maintenance costs.

21102 LEVY ROAD FLOOD STUDY

MANAGING DEPARTMENT: Engineering

PROJECT DESCRIPTION: To conduct a study in this area of the City in order to prevent flood damage.

	Prior	FY12	FY13	FY14	FY15	FY16	Total
FINANCING METHOD							
Stormwater (Sewer) Fund	10,000						10,000
Bond Proceeds							0
Sales Tax							0
Other							0
Balance Forward		10,000					
TOTAL	10,000	10,000	0	0	0	0	10,000
PROJECT COSTS							
Professional Services							0
Legal							0
Architect/Engineering		10,000					10,000
Appraisal/Negotiations							0
Construction							0
Land Acquisition							0
Furnishings & Equipment							0
TOTAL	0	10,000	0	0	0	0	10,000
BALANCE	10,000	0	0	0	0	0	0

BENEFIT TO THE COMMUNITY: Prevents future liability to the City for damages to nearby structures.

IMPACT ON OPERATING BUDGET: Reduces repair and maintenance costs to the area.

21103 CUSSETA ROAD FLOOD STUDY

MANAGING DEPARTMENT: Engineering

PROJECT DESCRIPTION: To conduct a study in this area of the City in order to prevent flood damage.

	Prior	FY12	FY13	FY14	FY15	FY16	Total
FINANCING METHOD							
Stormwater (Sewer) Fund	42,550						42,550
Bond Proceeds							0
Sales Tax							0
Other							0
Balance Forward		5,550					
TOTAL	42,550	5,550	0	0	0	0	42,550
PROJECT COSTS							
Professional Services							0
Legal							0
Architect/Engineering	37,000	5,550					42,550
Appraisal/Negotiations							0
Construction							0
Land Acquisition							0
Furnishings & Equipment							0
TOTAL	37,000	5,550	0	0	0	0	42,550
BALANCE	5,550	0	0	0	0	0	0

BENEFIT TO THE COMMUNITY: Prevents future liability to the City for damages to nearby structures.

IMPACT ON OPERATING BUDGET: Reduces repair and maintenance costs to the area.

21106 FLOOD STUDIES UDAG

MANAGING DEPARTMENT: Engineering

PROJECT DESCRIPTION: To conduct a study in UDAG qualified areas of the City in order to prevent flood damage.

	Prior	FY12	FY13	FY14	FY15	FY16	Total
FINANCING METHOD							
Stormwater (Sewer) Fund	215,000						215,000
Bond Proceeds							0
Sales Tax							0
Other							0
Balance Forward		215,000					
TOTAL	215,000	215,000	0	0	0	0	215,000
PROJECT COSTS							
Professional Services							0
Legal							0
Architect/Engineering		215,000					215,000
Appraisal/Negotiations							0
Construction							0
Land Acquisition							0
Furnishings & Equipment							0
TOTAL	0	215,000	0	0	0	0	215,000
BALANCE	215,000	0	0	0	0	0	0

BENEFIT TO THE COMMUNITY: Reduction of potential safety hazards and property damage to adjacent property owners.

IMPACT ON OPERATING BUDGET: Reduction of maintenance and repair costs as well as avoidance of possible litigation of potential flooded property owners.

21108 HILTON AVE PIPE REPLACEMENT

MANAGING DEPARTMENT: Engineering

PROJECT DESCRIPTION: Repair and/or replacement of corrugated metal pipe that has deteriorated.

	Prior	FY12	FY13	FY14	FY15	FY16	Total
FINANCING METHOD							
Stormwater (Sewer) Fund	690,000						690,000
Bond Proceeds							0
Sales Tax							0
Other							0
Balance Forward		97,264					
TOTAL	690,000	97,264	0	0	0	0	690,000
PROJECT COSTS							
Professional Services							0
Legal							0
Architect/Engineering	32,841						32,841
Appraisal/Negotiations							0
Construction	522,896	97,264					620,160
Land Acquisition	37,000						37,000
Furnishings & Equipment							0
TOTAL	592,736	97,264	0	0	0	0	690,000
BALANCE	97,264	0	0	0	0	0	0

BENEFIT TO THE COMMUNITY: Prevents future liability to the City for damages to nearby structures.

IMPACT ON OPERATING BUDGET: Reduces repair and maintenance costs to the area.

21109 CUSSETA RD UDAG

MANAGING DEPARTMENT: Engineering

PROJECT DESCRIPTION: Repair and/or replace existing pipe to improve drainage flow.

	Prior	FY12	FY13	FY14	FY15	FY16	Total
FINANCING METHOD							
Stormwater (Sewer) Fund	110,000						110,000
Bond Proceeds							0
Sales Tax							0
Other							0
Balance Forward		32,160					
TOTAL	110,000	32,160	0	0	0	0	110,000
PROJECT COSTS							
Professional Services							0
Legal							0
Architect/Engineering	77,840	19,460					97,300
Appraisal/Negotiations							0
Construction		12,700					12,700
Land Acquisition							0
Furnishings & Equipment							0
TOTAL	77,840	32,160	0	0	0	0	110,000
BALANCE	32,160	0	0	0	0	0	0

BENEFIT TO THE COMMUNITY: Prevents future liability to the City for damages to nearby structures.

IMPACT ON OPERATING BUDGET: Reduces repair and maintenance costs to the area.

21110 OAKLAND PARK DRAINAGE UDAG

MANAGING DEPARTMENT: Engineering

PROJECT DESCRIPTION: Repair and/or replace existing pipe to improve drainage flow.

	Prior	FY12	FY13	FY14	FY15	FY16	Total
FINANCING METHOD							
Stormwater (Sewer) Fund	445,000						445,000
Bond Proceeds							0
Sales Tax							0
Other							0
Balance Forward		315,175					
TOTAL	445,000	315,175	0	0	0	0	445,000
PROJECT COSTS							
Professional Services							0
Legal							0
Architect/Engineering	129,825	315,175					445,000
Appraisal/Negotiations							0
Construction							0
Land Acquisition							0
Furnishings & Equipment							0
TOTAL	129,825	315,175	0	0	0	0	445,000
BALANCE	315,175	0	0	0	0	0	0

BENEFIT TO THE COMMUNITY: Prevents future liability to the City for damages to nearby structures.

IMPACT ON OPERATING BUDGET: Reduces repair and maintenance costs to the area.

21112 2ND AVENUE

MANAGING DEPARTMENT: Engineering

PROJECT DESCRIPTION: Repair and/or replace existing pipe to improve drainage flow.

	Prior	FY12	FY13	FY14	FY15	FY16	Total
FINANCING METHOD							
Stormwater (Sewer) Fund		835,000					835,000
Bond Proceeds							0
Sales Tax							0
Other							0
Balance Forward		0					
TOTAL	0	835,000	0	0	0	0	835,000
PROJECT COSTS							
Professional Services							0
Legal		10,000					10,000
Architect/Engineering		50,000					50,000
Appraisal/Negotiations		10,000					10,000
Construction		765,000					765,000
Land Acquisition							0
Furnishings & Equipment							0
TOTAL	0	835,000	0	0	0	0	835,000
BALANCE	0	0	0	0	0	0	0

BENEFIT TO THE COMMUNITY: Prevents future liability to the City for damages to nearby structures.

IMPACT ON OPERATING BUDGET: Reduces repair and maintenance costs to the area.

21113 BREEDS HILL LOOP FLOOD STUDY UDAG

MANAGING DEPARTMENT: Engineering

PROJECT DESCRIPTION: To conduct a study in this area of the City in order to prevent flood damage.

	Prior	FY12	FY13	FY14	FY15	FY16	Total
FINANCING METHOD							
Stormwater (Sewer) Fund		30,000					30,000
Bond Proceeds							0
Sales Tax							0
Other							0
Balance Forward		0					
TOTAL	0	30,000	0	0	0	0	30,000
PROJECT COSTS							
Professional Services							0
Legal							0
Architect/Engineering		30,000					30,000
Appraisal/Negotiations							0
Construction							0
Land Acquisition							0
Furnishings & Equipment							0
TOTAL	0	30,000	0	0	0	0	30,000
BALANCE	0	0	0	0	0	0	0

BENEFIT TO THE COMMUNITY: Prevents future liability to the City for damages to nearby structures.

IMPACT ON OPERATING BUDGET: Reduces repair and maintenance costs to the area.

21114 MARTHA'S LOOP

MANAGING DEPARTMENT: Engineering

PROJECT DESCRIPTION: Repair and/or replacement of corrugated metal pipe that has deteriorated.

	Prior	FY12	FY13	FY14	FY15	FY16	Total
FINANCING METHOD							
Stormwater (Sewer) Fund		96,000					96,000
Bond Proceeds							0
Sales Tax							0
Other							0
Balance Forward							
TOTAL	0	96,000	0	0	0	0	96,000
PROJECT COSTS							
Professional Services							0
Legal							0
Architect/Engineering		10,000					10,000
Appraisal/Negotiations							0
Construction		86,000					86,000
Land Acquisition							0
Furnishings & Equipment							0
TOTAL	0	96,000	0	0	0	0	96,000
BALANCE	0	0	0	0	0	0	0

BENEFIT TO THE COMMUNITY: Prevents future liability to the City for damages to nearby structures.

IMPACT ON OPERATING BUDGET: Reduces repair and maintenance costs to the area.

40235 & 40241 STORMWATER ENHANCEMENTS

MANAGING DEPARTMENT: Engineering

PROJECT DESCRIPTION: Construction of enhancements to the stormwater infrastructure in the Old Town Basin, the area formerly known as Bibb City, and other parts of Muscogee County. The work includes planning/study, design, and construction of the stormwater system enhancements.

	Prior	FY12	FY13	FY14	FY15	FY16	Total
FINANCING METHOD							
Stormwater (Sewer) Fund							0
Bond Proceeds	12,800,168	590,000					13,390,168
Sales Tax							0
Other							0
Balance Forward		0					
TOTAL	12,800,168	590,000	0	0	0	0	13,390,168
PROJECT COSTS							
Professional Services							0
Legal							0
Architect/Engineering	1,168,339	59,000					1,227,339
Appraisal/Negotiations							0
Construction	11,631,829	531,000					12,162,829
Land Acquisition							0
Furnishings & Equipment							0
TOTAL	12,800,168	590,000	0	0	0	0	13,390,168
BALANCE	0	0	0	0	0	0	0

BENEFIT TO THE COMMUNITY: Avoid possible property damage and/or personal injury from collapses caused by the deteriorating storm sewers and flooding.

IMPACT ON OPERATING BUDGET: Reduction of repair and maintenance costs as well as avoidance of possible litigation of potential flooded property owners.

40243 & 53032 19TH ST FLOOD ABATEMENT-PHASE I (MERITAS)

MANAGING DEPARTMENT: Engineering

PROJECT DESCRIPTION: Research, design, and construction of roadways to prevent flooding.

	Prior	FY12	FY13	FY14	FY15	FY16	Total
FINANCING METHOD							
Stormwater (Sewer) Fund							0
Bond Proceeds	799,331						799,331
Sales Tax (1999 SPLOST)	4,367,312						4,367,312
Other							0
Balance Forward		5,159,630					
TOTAL	5,166,643	5,159,630	0	0	0	0	5,166,643
PROJECT COSTS							
Professional Services		10,000					10,000
Legal		10,000					10,000
Architect/Engineering	7,013	100,000					107,013
Appraisals/Negotiations		10,000					10,000
Construction		4,929,630					4,929,630
Land Acquisition		100,000					100,000
Buses & Equipment							0
TOTAL	7,013	5,159,630	0	0	0	0	5,166,643
BALANCE	5,159,630	0	0	0	0	0	0

BENEFIT TO THE COMMUNITY: Improved quality of travel for the citizens of Columbus.

IMPACT ON OPERATING BUDGET: No impact on the operating budget.

94001 LOST STORMWATER

MANAGING DEPARTMENT: Engineering

PROJECT DESCRIPTION: Construction enhancements to the drainage infrastructure throughout the City.

	Prior	FY12	FY13	FY14	FY15	FY16	Total
FINANCING METHOD							
Stormwater (Sewer) Fund							0
Bond Proceeds							0
Sales Tax	850,000	750,000					1,600,000
Other							0
Balance Forward		850,000					
TOTAL	850,000	1,600,000	0	0	0	0	1,600,000
PROJECT COSTS							
Professional Services							0
Legal							0
Architect/Engineering		250,000					250,000
Appraisal/Negotiations							0
Construction		1,350,000					1,350,000
Land Acquisition							0
Furnishings & Equipment							0
TOTAL	0	1,600,000	0	0	0	0	1,600,000
BALANCE	850,000	0	0	0	0	0	0

BENEFIT TO THE COMMUNITY: Prevents future liability to the City for damages to nearby structures.

IMPACT ON OPERATING BUDGET: Reduces repair and maintenance costs to the area.

94002 17TH AVE REHAB

MANAGING DEPARTMENT: Engineering

PROJECT DESCRIPTION: Construction enhancements to the drainage infrastructure on 17th Avenue.

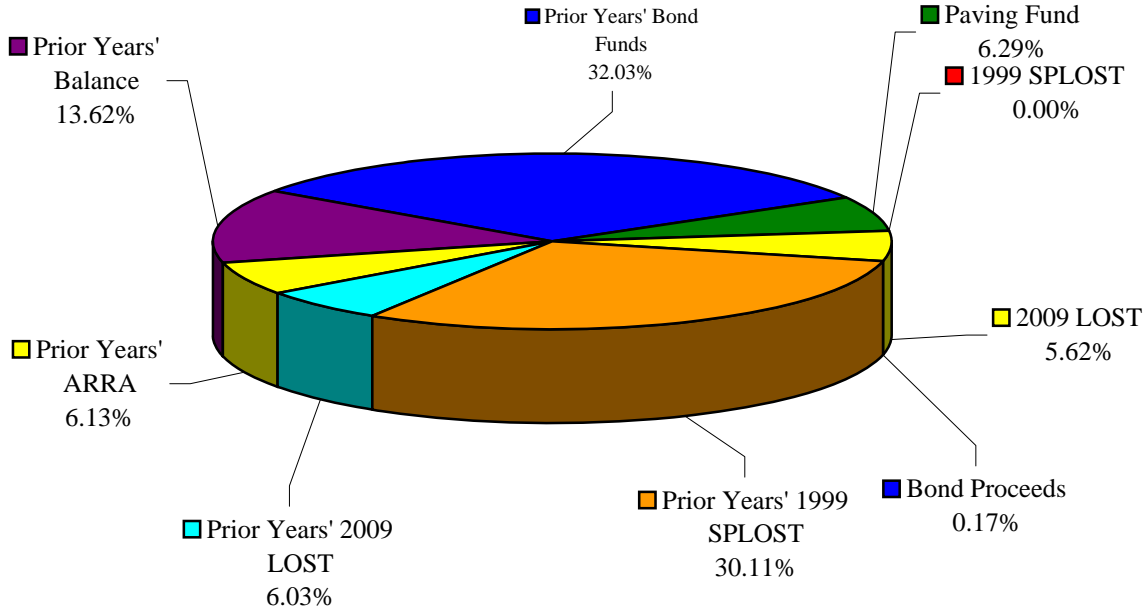
	Prior	FY12	FY13	FY14	FY15	FY16	Total
FINANCING METHOD							
Stormwater (Sewer) Fund							0
Bond Proceeds							0
Sales Tax	400,000						400,000
Other							0
Balance Forward		390,342					
TOTAL	400,000	390,342	0	0	0	0	400,000
PROJECT COSTS							
Professional Services							0
Legal							0
Architect/Engineering		20,000					20,000
Appraisal/Negotiations							0
Construction	9,658	370,342					380,000
Land Acquisition							0
Furnishings & Equipment							0
TOTAL	9,658	390,342	0	0	0	0	400,000
BALANCE	390,342	0	0	0	0	0	0

BENEFIT TO THE COMMUNITY: Prevents future liability to the City for damages to nearby structures.

IMPACT ON OPERATING BUDGET: Reduces repair and maintenance costs to the area.

TRANSPORTATION SUMMARY

FY12 FINANCING METHOD
\$80,638,206

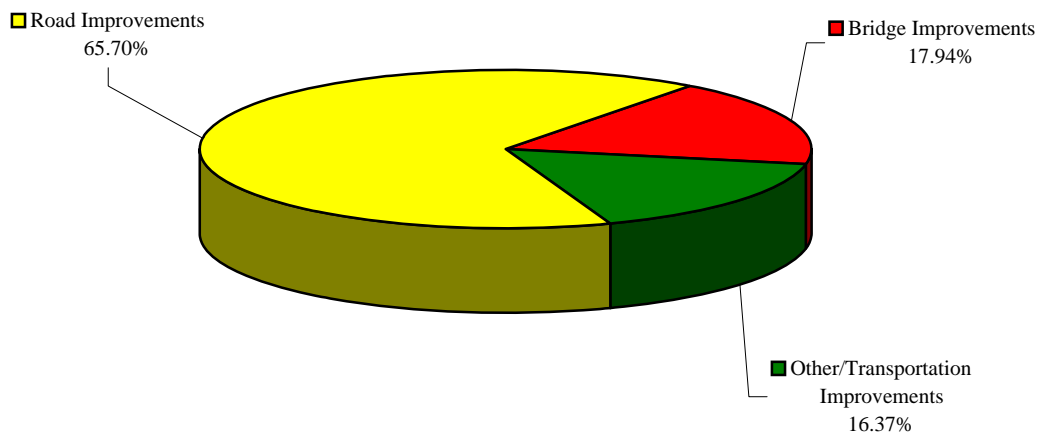


FY12 FINANCING FOR TRANSPORTATION PROJECTS

<u>METHOD/SOURCE</u>	<u>AMOUNT</u>
Paving Fund	\$5,073,954
1999 SPLOST	0
2009 LOST	4,528,151
Bond Proceeds	140,181
Prior Years' 1999 SPLOST	24,277,572
Prior Years' 2009 LOST	4,863,561
Prior Years' ARRA	4,946,599
Prior Years' Balance	10,982,966
Prior Years' Bond Funds	25,825,221
FY12 TOTAL	\$80,638,206

TRANSPORTATION SUMMARY

FY12 PROJECT COSTS \$80,638,206



FY12 TRANSPORTATION PROJECTS

<u>PROJECT</u>	<u>AMOUNT</u>
Paving Fund/Various	30,776
Whitesville/Double Churches	5,734,918
LED Signal Heads*	250,022
ATMS/Signals	3,500
Handicap Ramps	75,384
Resurfacing Rehabilitation Program	3,318,524
Sidewalks	134,057
Gateway Projects	1,920,430
Fiberoptic Interconnect	193,418
Bridge Improvements - Corporate Ridge	604,933
Permitting System	47,591
Traffic Calming	44,633
Walking Trails/Trolley System	4,096,353
14th St. Bridge	4,385,373
Wynnton Road Streetscapes - Phase I	815,102
Veterans Parkway Streetscapes	611,700

TRANSPORTATION SUMMARY

Riverwalk 13th - 14th TE	1,515,716
Truck Route Signage	3,361
Whittlesey: Whitesville to Veterans Widening	2,192,432
Cargo Dr./Transport Blvd Roundabout	461,692
14th Street Pedestrian Street Plaza	2,156,492
Sacerdote Drive Extension	655,430
Signals/Traffic Loop Maintenance	25,496
Parking Garage - Trade Center	3,499,709
Roads & Streets	140,181
Design/Professional Services	29,884
Railroad Crossing Improvements	374,527
Bridge Repair/Design	31,083
9th St. Improvements	776,140
River Road/54th Street	2,509
Veterans Parkway/Cooper Creek	1,745
Ft. Benning Rd./Brennan Rd.	3,965,375
Ft. Benning Rd. Streetscapes	2,958,000
Cusseta Rd Ped Bridge Ezone	791,055
Clean Air Buses	293,033
Forest Rd.: Woodruff Farm to Schatulga Rd.	5,686,564
Whittlesey Rd.: Whitesville to Veterans Parkway	575,411
Moon Rd Phase 2:Wilbur/Whittlesey	6,400,000
Brown Ave. & Southern Railroad Bridge	500,000
River Rd./Bradley Park/JR Allen Improvements	1,142,357
Veterans/Double Churches Rd. Improvements	2,021,163
Northstar/St. Marys Rd. Improvements	690,300
Moon Rd. - Phase I	577,598
Moon Rd. - Phase III	3,644,518
Hubbard Rd. Bridge	154,214
18th Ave/Garrard St Roundabout	509,525
Pedestrian Bridges	825,000
Williams Road Study	50,000
Corporate Ridge Intersection	800,000
MTP-Utility Infrastructure	750,000
Road/Street Resurfacing	405,125
Forest Rd. Bridge: Bull Creek	1,708,013
Forest Rd. Bridge: Cooper Creek	1,797,828
Panhandle Road	868,303
LOST Rds. & Infrastructure	5,726,713
LOST Brown Avenue Bridge	3,665,000
FY12 TOTAL	\$80,638,206

20300 PAVING FUND / VARIOUS

MANAGING DEPARTMENT: Various

PROJECT DESCRIPTION: Funds set aside to cover the various expenses related to the paving fund projects within Muscogee county.

	Prior	FY12	FY13	FY14	FY15	FY16	Total
FINANCING METHOD							
Paving Fund	30,776						30,776
Bond Proceeds							0
Sales Tax							0
Other							0
Balance Forward		30,776					
TOTAL	30,776	30,776	0	0	0	0	30,776
PROJECT COSTS							
Professional Services							0
Legal							0
Architect/Engineering							0
Appraisal/Negotiations							0
Construction		30,776					30,776
Land Acquisition							0
Furnishings & Equipment							0
TOTAL	0	30,776	0	0	0	0	30,776
BALANCE	30,776	0	0	0	0	0	0

BENEFIT TO THE COMMUNITY: Will funding for various general fund projects within the City.

IMPACT ON OPERATING BUDGET: No impact on the operating budget.

20353/50327/82055 WHITESVILLE/DOUBLE CHURCHES

MANAGING DEPARTMENT: Engineering

PROJECT DESCRIPTION: Improve road at the intersection of Whiteville and Double Churches.

	Prior	FY12	FY13	FY14	FY15	FY16	Total
FINANCING METHOD							
Paving Fund	1,000,000						1,000,000
Bond Proceeds	4,500,000						4,500,000
Sales Tax (1999 SPLOST)	500,444						500,444
Other							0
Balance Forward		5,734,918					
TOTAL	6,000,444	5,734,918	0	0	0	0	6,000,444
PROJECT COSTS							
Professional Services	5820	10,000					15,820
Legal		10,000					10,000
Architect/Engineering	224,765	200,000					424,765
Appraisals/Negotiations	17,800	20,000					37,800
Construction		5,294,918					5,294,918
Land Acquisition	17,141	200,000					217,141
Furnishings & Equipment							0
TOTAL	265,526	5,734,918	0	0	0	0	6,000,444
BALANCE	5,734,918	0	0	0	0	0	0

BENEFIT TO THE COMMUNITY: Enhance the safety factor and improve the traffic flow of the area.

IMPACT ON OPERATING BUDGET: Provide an alternative source of funding therefore reducing the reliance of operating funds.

20759 LED SIGNAL HEADS

MANAGING DEPARTMENT: Engineering

PROJECT DESCRIPTION: Replace existing signal heads with new high visibility L.E.D. signal heads.

	Prior	FY12	FY13	FY14	FY15	FY16	Total
FINANCING METHOD							
Paving Fund	262,657						262,657
Bond Proceeds							0
Sales Tax							0
Other							0
Balance Forward		250,022					
TOTAL	262,657	250,022	0	0	0	0	262,657
PROJECT COSTS							
Professional Services	12,635						12,635
Legal							0
Architect/Engineering							0
Appraisals/Negotiations							0
Construction							0
Land Acquisition							0
Furnishings & Equipment		250,022					250,022
TOTAL	12,635	250,022	0	0	0	0	262,657
BALANCE	250,022	0	0	0	0	0	0

BENEFIT TO THE COMMUNITY: Savings in energy costs and better visibility of signals for increased safety for drivers and pedestrians.

IMPACT ON OPERATING BUDGET: Impact on the FY12 operating budget will eliminate "bulb calls" and allow personnel to do other tasks.

20760 ATMS/SIGNAL

MANAGING DEPARTMENT: Engineering

PROJECT DESCRIPTION: This project provides the field connection using primary fiber optic cable between the Traffic Coordination Center located in the Government Center Annex

	Prior	FY12	FY13	FY14	FY15	FY16	Total
FINANCING METHOD							
Paving Fund	355,043						355,043
Bond Proceeds							0
Sales Tax							0
Other							0
Balance Forward		3,500					
TOTAL	355,043	3,500	0	0	0	0	355,043
PROJECT COSTS							
Professional Services							0
Legal							0
Architect/Engineering	351,543	3,500					355,043
Appraisals/Negotiations							0
Construction							0
Land Acquisition							0
Furnishings & Equipment							0
TOTAL	351,543	3,500	0	0	0	0	355,043
BALANCE	3,500	0	0	0	0	0	0

BENEFIT TO THE COMMUNITY: The fiber optic Traffic Signal Interconnect will provide direct connection to all traffic signals along Veterans Pkwy back to our new Traffic Coordination Center (TCC). The TCC will have full control of the Changeable Message Sign (CMS) to provide motorists messages for traffic conditions, upcoming events that affect traffic & to redirect traffic due to incidents that restrict traffic flow.

IMPACT ON OPERATING BUDGET: Impact on the FY12 operating budget will eliminate "bulb calls" and allow personnel to do other tasks.

21022 HANDICAP RAMPS

MANAGING DEPARTMENT: Engineering

PROJECT DESCRIPTION: Installation of handicap ramps on existing sidewalks. There are approximately 2,000 locations in need of ramps.

	Prior	FY12	FY13	FY14	FY15	FY16	Total
FINANCING METHOD							
Paving Fund	289,000						289,000
Bond Proceeds							0
Sales Tax							0
Other							0
Balance Forward		75,384					
TOTAL	289,000	75,384	0	0	0	0	289,000
PROJECT COSTS							
Professional Services							0
Legal							0
Architect/Engineering							0
Appraisals/Negotiations							0
Construction	213,616	75,384					289,000
Land Acquisition							0
Furnishings & Equipment							0
TOTAL	213,616	75,384	0	0	0	0	289,000
BALANCE	75,384	0	0	0	0	0	0

BENEFIT TO THE COMMUNITY: Provides access to sidewalks for people with disabilities.

IMPACT ON OPERATING BUDGET: Reduces potential future liability in the event of non-compliance.

21023 RESURFACING/REHABILITATION PROGRAM

MANAGING DEPARTMENT: Public Services

PROJECT DESCRIPTION: To provide funds to meet the resurfacing/rehabilitation, repairs and maintenance needs for roads in the City of Columbus. These funds will be used to leverage and/or match funds from the Georgia Department of Transportation.

	Prior	FY12	FY13	FY14	FY15	FY16	Total
FINANCING METHOD							
Paving Fund	11,937,213	3,318,524					15,255,737
Bond Proceeds							0
Sales Tax							0
Other							0
Balance Forward		0					
TOTAL	11,937,213	3,318,524	0	0	0	0	15,255,737
PROJECT COSTS							
Professional Services							0
Legal							0
Architect/Engineering	24,211	25,000					49,211
Appraisals/Negotiations							0
Construction	11,913,002	3,293,524					15,206,526
Land Acquisition							0
Furnishings & Equipment							0
TOTAL	11,937,213	3,318,524	0	0	0	0	15,255,737
BALANCE	0	0	0	0	0	0	0

BENEFIT TO THE COMMUNITY: Will allow the City to meet the Georgia Department of Transportation schedule of projects in providing a safer, more efficient transportation network.

IMPACT ON OPERATING BUDGET: By programming matching funds, the City is able to take advantage of State funds that become available throughout the year for repairs. No operating impact.

21024 SIDEWALKS

MANAGING DEPARTMENT: Public Services

PROJECT DESCRIPTION: To provide funds to meet the rehabilitation, repairs and maintenance needs for sidewalks in the City of Columbus. These funds will be used to leverage and/or match funds from the Georgia Department of Transportation.

	Prior	FY12	FY13	FY14	FY15	FY16	Total
FINANCING METHOD							
Paving Fund	150,000						150,000
Bond Proceeds							0
Sales Tax							0
Other							0
Balance Forward		134,057					
TOTAL	150,000	134,057	0	0	0	0	150,000
PROJECT COSTS							
Professional Services							0
Legal							0
Architect/Engineering							0
Appraisals/Negotiations							0
Construction	15,943	134,057					150,000
Land Acquisition							0
Furnishings & Equipment							0
TOTAL	15,943	134,057	0	0	0	0	150,000
BALANCE	134,057	0	0	0	0	0	0

BENEFIT TO THE COMMUNITY: Will allow the City to meet the Georgia Department of Transportation schedule of projects in providing a safer, more efficient transportation

IMPACT ON OPERATING BUDGET: By programming matching funds, the City is able to take advantage of State funds that become available throughout the year for repairs. No operating impact.

21025/21052/21058 GATEWAY PROJECTS

MANAGING DEPARTMENT: Engineering

PROJECT DESCRIPTION: The enhancement of the major intersections leading into the City of Columbus. This project includes planting of flowering plants, shrubs and trees.

	Prior	FY12	FY13	FY14	FY15	FY16	Total
FINANCING METHOD							
Paving Fund	1,969,981						1,969,981
Bond Proceeds							0
Sales Tax	5,059,436						5,059,436
Other							0
Balance Forward		1,920,430					
TOTAL	7,029,417	1,920,430	0	0	0	0	7,029,417
PROJECT COSTS							
Professional Services	25,186						25,186
Legal							0
Architect/Engineering	750						750
Appraisals/Negotiations							0
Construction	5,083,050	1,920,430					7,003,481
Land Acquisition							0
Furnishings & Equipment							0
TOTAL	5,108,987	1,920,430	0	0	0	0	7,029,417
BALANCE	1,920,430	0	0	0	0	0	0

BENEFIT TO THE COMMUNITY: This project focuses on providing beautification at major intersections leading into the City of Columbus.

IMPACT ON OPERATING BUDGET: No impact on the FY12 operating budget.

21033 FIBER OPTIC INTERCONNECT

MANAGING DEPARTMENT: Engineering

PROJECT DESCRIPTION: This project would convert existing metallic traffic signals.

	Prior	FY12	FY13	FY14	FY15	FY16	Total
FINANCING METHOD							
Paving Fund	200,000						200,000
Bond Proceeds							0
Sales Tax							0
Other							0
Balance Forward		193,418					
TOTAL	200,000	193,418	0	0	0	0	200,000
PROJECT COSTS							
Professional Services							0
Legal							0
Architect/Engineering							0
Appraisals/Negotiations							0
Construction							0
Land Acquisition							0
Furnishings & Equipment	6,582	193,418					200,000
TOTAL	6,582	193,418	0	0	0	0	200,000
BALANCE	193,418	0	0	0	0	0	0

BENEFIT TO THE COMMUNITY: Will allow the City to meet the Georgia Department of Transportation schedule of projects on providing a safer, more efficient transportation network.

IMPACT ON OPERATING BUDGET: No impact on the FY12 operating budget.

21035 BRIDGE IMPROVEMENTS CORPORATE RIDGE

MANAGING DEPARTMENT: Engineering

PROJECT DESCRIPTION: The project is for repairs to bridges in Corporate Ridge.

	Prior	FY12	FY13	FY14	FY15	FY16	Total
FINANCING METHOD							
Paving Fund	650,000						650,000
Bond Proceeds							0
Sales Tax							0
Other							0
Balance Forward		604,933					
TOTAL	650,000	604,933	0	0	0	0	650,000
PROJECT COSTS							
Professional Services							0
Legal		2,000					2,000
Architect/Engineering		50,000					50,000
Appraisals/Negotiations							0
Construction	45,067	552,933					598,000
Land Acquisition							0
Furnishings & Equipment							0
TOTAL	45,067	604,933	0	0	0	0	650,000
BALANCE	604,933	0	0	0	0	0	0

BENEFIT TO THE COMMUNITY: Will allow the City to meet the Georgia Department of Transportation schedule of projects on providing a safer, more efficient transportation network.

IMPACT ON OPERATING BUDGET: Provide an alternative source of funding therefore reducing the reliance of operating funds.

21036 PERMITTING SYSTEM

MANAGING DEPARTMENT: Engineering

PROJECT DESCRIPTION: This project will upgrade software for the permitting system.

	Prior	FY11	FY12	FY13	FY14	FY15	Total
FINANCING METHOD							
Paving Fund	50,000						50,000
Bond Proceeds							0
Sales Tax							0
Other							0
Balance Forward		47,591					
TOTAL	50,000	47,591	0	0	0	0	50,000
PROJECT COSTS							
Professional Services							0
Legal							0
Architect/Engineering							0
Appraisals/Negotiations							0
Construction							0
Land Acquisition							0
Furnishings & Equipment	2,409	47,591					50,000
TOTAL	2,409	47,591	0	0	0	0	50,000
BALANCE	47,591	0	0	0	0	0	0

BENEFIT TO THE COMMUNITY: Will allow the City to meet the Georgia Department of Transportation schedule of projects on providing a safer, more efficient transportation network.

IMPACT ON OPERATING BUDGET: Provide an alternative source of funding therefore reducing the reliance of operating funds.

21037 TRAFFIC CALMING

MANAGING DEPARTMENT: Engineering

PROJECT DESCRIPTION: This project is for the purchase of traffic calming devices.

	Prior	FY12	FY13	FY14	FY15	FY16	Total
FINANCING METHOD							
Paving Fund	111,864						111,864
Bond Proceeds							0
Sales Tax							0
Other							0
Balance Forward		44,633					
TOTAL	111,864	44,633	0	0	0	0	111,864
PROJECT COSTS							
Professional Services							0
Legal							0
Architect/Engineering							0
Appraisals/Negotiations							0
Construction							0
Land Acquisition							0
Furnishings & Equipment	67,231	44,633					111,864
TOTAL	67,231	44,633	0	0	0	0	111,864
BALANCE	44,633	0	0	0	0	0	0

BENEFIT TO THE COMMUNITY: Will allow the City to monitor and react to undesirous traffic conditions.

IMPACT ON OPERATING BUDGET: Provide an alternative source of funding therefore reducing the reliance of operating funds.

21040/22197/21061/53017 WALKING TRAILS/TROLLEY SYSTEM

MANAGING DEPARTMENT: Planning

PROJECT DESCRIPTION: This project is to implement walking/biking trails and a light transportation system into the downtown area of the city.

	Prior	FY12	FY13	FY14	FY15	FY16	Total
FINANCING METHOD							
General Fund	100,000						100,000
Bond Proceeds							0
Sales Tax (1999 SPLOST)	11,000,000						11,000,000
Other (ARRA)	2,138,699						2,138,699
Balance Forward		4,096,353					
TOTAL	13,238,699	4,096,353	0	0	0	0	13,238,699
PROJECT COSTS							
Professional Services							0
Legal							0
Architect/Engineering	1,928,134	215,523					2,143,658
Appraisal/Negotiation							0
Construction	7,214,211	3,880,830					11,095,041
Land Acquisition							0
Furnishings & Equipment							0
TOTAL	9,142,346	4,096,353	0	0	0	0	13,238,698
BALANCE	4,096,353	0	0	0	0	0	0

BENEFIT TO THE COMMUNITY: The project will enhance the park and provide an improved quality of life through increased recreational activities and opportunities for the citizens of Columbus and surrounding areas, as well as additional mass transportation.

IMPACT ON OPERATING BUDGET: No impact on the FY12 operating budget.

21044/21054/21057 14TH STREET BRIDGE

MANAGING DEPARTMENT: Planning

PROJECT DESCRIPTION: This project is for repairing and creating a Pedestrian Bridge.

	Prior	FY12	FY13	FY14	FY15	FY16	Total
FINANCING METHOD							
Paving Fund	2,195,099						2,195,099
Bond Proceeds							0
Sales Tax	3,351,386						3,351,386
Other							0
Balance Forward		4,385,373					
TOTAL	5,546,485	4,385,373	0	0	0	0	5,546,485
PROJECT COSTS							
Professional Services							0
Legal							0
Architect/Engineering	258,620	36,135					294,755
Appraisals/Negotiations							0
Construction	902,492	4,349,238					5,251,730
Land Acquisition							0
Furnishings & Equipment							0
TOTAL	1,161,112	4,385,373	0	0	0	0	5,546,485
BALANCE	4,385,373	0	0	0	0	0	0

BENEFIT TO THE COMMUNITY: Will allow the City to meet the Georgia Department of Transportation schedule of projects on providing a safer, more efficient transportation network.

IMPACT ON OPERATING BUDGET: Provide an alternative source of funding therefore reducing the reliance of operating funds.

21045 WYNNTON RD STREETSCAPES - PHASE I

MANAGING DEPARTMENT: Planning

PROJECT DESCRIPTION: This project is for enhancement of one of the major street arteries of the City of Columbus Wynnton Rd that is adjoined to Macon Rd.

	Prior	FY12	FY13	FY14	FY15	FY16	Total
FINANCING METHOD							
Paving Fund	997,300						997,300
Bond Proceeds							0
Sales Tax							0
Other							0
Balance Forward		815,102					
TOTAL	997,300	815,102	0	0	0	0	997,300
PROJECT COSTS							
Professional Services							0
Legal							0
Architect/Engineering	182,198	11,879					194,077
Appraisals/Negotiations							0
Construction		803,223					803,223
Land Acquisition							0
Furnishings & Equipment							0
TOTAL	182,198	815,102	0	0	0	0	997,300
BALANCE	815,102	0	0	0	0	0	0

BENEFIT TO THE COMMUNITY: Will allow the City to meet the Georgia Department of Transportation schedule of projects on providing a safer, more efficient transportation network.

IMPACT ON OPERATING BUDGET: Provide an alternative source of funding therefore reducing the reliance of operating funds.

21046 & 21053 VETERANS PARKWAY STREETSCAPES

MANAGING DEPARTMENT: Planning

PROJECT DESCRIPTION: The enhancement of the major intersections leading into the City of Columbus. This project includes planting of flowering plants, shrubs and trees.

	Prior	FY12	FY13	FY14	FY15	FY16	Total
FINANCING METHOD							
Paving Fund	500,000						500,000
Bond Proceeds							0
Sales Tax							0
Other (ARRA)	2,752,867						2,752,867
Balance Forward		611,700					
TOTAL	3,252,867	611,700	0	0	0	0	3,252,867
PROJECT COSTS							
Professional Services							0
Legal							0
Architect/Engineering	210,224	18,397					228,621
Appraisals/Negotiations							0
Construction	2,430,942	593,303					3,024,245
Land Acquisition							0
Furnishings & Equipment							0
TOTAL	2,641,167	611,700	0	0	0	0	3,252,867
BALANCE	611,700	0	0	0	0	0	0

BENEFIT TO THE COMMUNITY: Will allow the City to meet the Georgia Department of Transportation schedule of projects on providing a safer, more efficient transportation network.

IMPACT ON OPERATING BUDGET: By programming matching funds, the City is able to take advantage of State funds that become available throughout the year for repairs. No operating impact.

21047 & 21048 RIVERWALK 13th - 14th TE&HPP

MANAGING DEPARTMENT: Planning

PROJECT DESCRIPTION: This project is to revitalize and repair a major attraction in the City of Columbus.

	Prior	FY12	FY13	FY14	FY15	FY16	Total
FINANCING METHOD							
Paving Fund	1,600,000						1,600,000
Bond Proceeds							0
Sales Tax							0
Other							0
Balance Forward		1,515,716					
TOTAL	1,600,000	1,515,716	0	0	0	0	1,600,000
PROJECT COSTS							
Professional Services							0
Legal							0
Architect/Engineering	84,284	100,455					184,739
Appraisals/Negotiations							0
Construction		1,415,261					1,415,261
Land Acquisition							0
Furnishings & Equipment							0
TOTAL	84,284	1,515,716	0	0	0	0	1,600,000
BALANCE	1,515,716	0	0	0	0	0	0

BENEFIT TO THE COMMUNITY: Will allow the City to meet the Georgia Department of Transportation schedule of projects on providing a safer, more efficient transportation network.

IMPACT ON OPERATING BUDGET: By programming matching funds, the City is able to take advantage of State funds that become available throughout the year for repairs. No operating impact.

21050 TRUCK ROUTE SIGNAGE

MANAGING DEPARTMENT: Engineering

PROJECT DESCRIPTION: This project is to place and replace signs that notify trucks of the appropriate routes within the City of Columbus

	Prior	FY12	FY13	FY14	FY15	FY16	Total
FINANCING METHOD							
Paving Fund	30,000						30,000
Bond Proceeds							0
Sales Tax							0
Other							0
Balance Forward		3,361					
TOTAL	30,000	3,361	0	0	0	0	30,000
PROJECT COSTS							
Professional Services							0
Legal							0
Architect/Engineering							0
Appraisals/Negotiations							0
Construction	26,639	3,361					30,000
Land Acquisition							0
Furnishings & Equipment							0
TOTAL	26,639	3,361	0	0	0	0	30,000
BALANCE	3,361	0	0	0	0	0	0

BENEFIT TO THE COMMUNITY: Will allow the least amount of disturbance in residential areas.

IMPACT ON OPERATING BUDGET: Provide an alternative source of funding therefore reducing the reliance of operating funds.

21051 WHITTLESEY: WHITESVILLE TO VETERANS WIDENING

MANAGING DEPARTMENT: Engineering

PROJECT DESCRIPTION: Road improvements to this area of the City.

	Prior	FY12	FY13	FY14	FY15	FY16	Total
FINANCING METHOD							
Paving Fund	3,000,000	1,100,000					4,100,000
Bond Proceeds							0
Sales Tax							0
Other							0
Balance Forward		1,092,432					
TOTAL	3,000,000	2,192,432	0	0	0	0	4,100,000
PROJECT COSTS							
Professional Services							0
Legal							0
Architect/Engineering							0
Appraisals/Negotiations	9,500	10,000					19,500
Construction	1,107,647	1,372,585					2,480,232
Land Acquisition	790,421	809,847					1,600,268
Furnishings & Equipment							0
TOTAL	1,907,568	2,192,432	0	0	0	0	4,100,000
BALANCE	1,092,432	0	0	0	0	0	0

BENEFIT TO THE COMMUNITY: Enhances the safety factor and improves the traffic flow of the area.

IMPACT ON OPERATING BUDGET: Provide an alternative source of funding therefore reducing the reliance of operating funds.

21055 CARGO DR/TRANSPORT BLVD ROUNDABOUT

MANAGING DEPARTMENT: Engineering

PROJECT DESCRIPTION: Realign Cargo Drive and Transport Boulevard with a new roundabout.

	Prior	FY12	FY13	FY14	FY15	FY16	Total
FINANCING METHOD							
Paving Fund							0
Bond Proceeds							0
Sales Tax (1999 SPLOST)	462,357						462,357
Other							0
Balance Forward		461,692					
TOTAL	462,357	461,692	0	0	0	0	462,357
PROJECT COSTS							
Professional Services							0
Legal	369						369
Architect/Engineering							0
Appraisals/Negotiations							0
Construction	297	461,692					461,989
Land Acquisition							0
Furnishings & Equipment							0
TOTAL	666	461,692	0	0	0	0	462,357
BALANCE	461,692	0	0	0	0	0	0

BENEFIT TO THE COMMUNITY: Enhance the safety factor and improve the traffic flow of the area.

IMPACT ON OPERATING BUDGET: No impact on the FY12 operating budget.

21056 14TH STREET PEDESTRIAN ST PLAZA

MANAGING DEPARTMENT: Planning

PROJECT DESCRIPTION: This project is for creating a Plaza next to the 14th Street Pedestrian Bridge.

	Prior	FY12	FY13	FY14	FY15	FY16	Total
FINANCING METHOD							
Paving Fund	2,280,000						2,280,000
Bond Proceeds							0
Sales Tax							0
Other							0
Balance Forward		2,156,493					
TOTAL	2,280,000	2,156,493	0	0	0	0	2,280,000
PROJECT COSTS							
Professional Services							0
Legal							0
Architect/Engineering	123,427	66,573					190,000
Appraisals/Negotiations							0
Construction	81	2,089,919					2,090,000
Land Acquisition							0
Furnishings & Equipment							0
TOTAL	123,507	2,156,492	0	0	0	0	2,280,000
BALANCE	2,156,493	0	0	0	0	0	0

BENEFIT TO THE COMMUNITY: Will provide a Plaza that will enhance the quality of life next to the newly renovated 14th Street Pedestrian Bridge.

IMPACT ON OPERATING BUDGET: Provide an alternative source of funding therefore reducing the reliance of operating funds.

21059 SACERDOTE DRIVE EXTENSION

MANAGING DEPARTMENT: Engineering

PROJECT DESCRIPTION: This project would be utilized for improvement to this street in the City of Columbus.

	Prior	FY12	FY13	FY14	FY15	FY16	Total
FINANCING METHOD							
Paving Fund		655,430					655,430
Bond Proceeds							0
Sales Tax							0
Other							0
Balance Forward		0					
TOTAL	0	655,430	0	0	0	0	655,430
PROJECT COSTS							
Professional Services		15,000					15,000
Legal							0
Architect/Engineering		50,000					50,000
Appraisals/Negotiations							0
Construction		590,430					590,430
Land Acquisition							0
Furnishings & Equipment							0
TOTAL	0	655,430	0	0	0	0	655,430
BALANCE	0	0	0	0	0	0	0

BENEFIT TO THE COMMUNITY: Will allow the City to meet the Georgia Department of Transportation schedule of projects on providing a safer, more efficient transportation network.

IMPACT ON OPERATING BUDGET: Provide an alternative source of funding therefore reducing the reliance of operating funds.

22261 & 50311 SIGNALS/TRAFFIC LOOP MAINTENANCE

MANAGING DEPARTMENT: Engineering

PROJECT DESCRIPTION: This project provides funding to install new traffic signals and traffic loop maintenance to accommodate the traffic demands of the City.

	Prior	FY12	FY13	FY14	FY15	FY16	Total
FINANCING METHOD							
Paving Fund							0
General Fund	115,000						115,000
Bond Proceeds							0
Sales Tax (1999 SPLOST)	1,494,470						1,494,470
Other							0
Balance Forward		25,496					
TOTAL	1,609,470	25,496	0	0	0	0	1,609,470
PROJECT COSTS							
Professional Services							0
Legal							0
Architect/Engineering							0
Appraisals/Negotiations							0
Construction	1,583,974	25,496					1,609,470
Land Acquisition							0
Furnishings & Equipment							0
TOTAL	1,583,974	25,496	0	0	0	0	1,609,470
BALANCE	25,496	0	0	0	0	0	0

BENEFIT TO THE COMMUNITY: The project will improve traffic operations and reduce the number of accidents throughout the City.

IMPACT ON OPERATING BUDGET: Provide an alternative source of funding therefore reducing the reliance of operating funds. Will increase cost in the operating materials and signal energy budgets.

40220 PARKING GARAGE - TRADE CENTER

MANAGING DEPARTMENT: Engineering

PROJECT DESCRIPTION: This project consists of the construction and equipping of a parking garage to be operated and maintained by the Consolidated Government. The garage will have spaces for approximately 300 vehicles and will be located in Downtown Columbus.

	Prior	FY12	FY13	FY14	FY15	FY16	Total
FINANCING METHOD							
Paving Fund							0
Bond Proceeds	3,500,000						3,500,000
Sales Tax							0
Other							0
Balance Forward		3,499,709					
TOTAL	3,500,000	3,499,709	0	0	0	0	3,500,000
PROJECT COSTS							
Professional Services							0
Legal							0
Architect/Engineering	291	749,709					750,000
Appraisals/Negotiations							0
Construction		2,750,000					2,750,000
Land Acquisition							0
Furnishings & Equipment							0
TOTAL	291	3,499,709	0	0	0	0	3,500,000
BALANCE	3,499,709	0	0	0	0	0	0

BENEFIT TO THE COMMUNITY: In conjunction with other projects in the Uptown Business District, the parking garage will provide parking for patrons and tourists visiting the City of Columbus. This type of project will have a positive impact on the perceived quality of life and is important in attracting new industry to the area.

IMPACT ON OPERATING BUDGET: No impact on the FY12 operating budget.

40240 ROADS & STREETS

MANAGING DEPARTMENT: Engineering

PROJECT DESCRIPTION: This project consists of the resurfacing and/or reconstruction of approximately 80 miles of local roads, streets, and/or bridges in Muscogee County. This project will address a backlog of roads, streets, and bridges that have been identified as needy.

	Prior	FY12	FY13	FY14	FY15	FY16	Total
FINANCING METHOD							
Paving Fund							0
Bond Proceeds	6,354,056	140,181					6,494,237
Sales Tax							0
Other							0
Balance Forward		0					
TOTAL	6,354,056	140,181	0	0	0	0	6,494,237
PROJECT COSTS							
Professional Services							0
Legal							0
Architect/Engineering	896,576						896,576
Appraisals/Negotiations							0
Construction	5,457,480	140,181					5,597,661
Land Acquisition							0
Furnishings & Equipment							0
TOTAL	6,354,056	140,181	0	0	0	0	6,494,237
BALANCE	0	0	0	0	0	0	0

BENEFIT TO THE COMMUNITY: Will allow the City to meet the Georgia Department of Transportation schedule of projects in providing a safer, more efficient transportation

IMPACT ON OPERATING BUDGET: By programming matching funds, the City is able to take advantage of State funds that become available throughout the year for repairs. No operating impact.

50310 DESIGN/PROFESSIONAL SERVICES

MANAGING DEPARTMENT: Engineering

PROJECT DESCRIPTION: Design and professional services as needed in conjunction with road projects.

	Prior	FY12	FY13	FY14	FY15	FY16	Total
FINANCING METHOD							
Paving Fund							0
Bond Proceeds							0
Sales Tax (1999 SPLOST)	400,000						400,000
Other							0
Balance Forward		29,884					
TOTAL	400,000	29,884	0	0	0	0	400,000
PROJECT COSTS							
Professional Services							0
Legal							0
Architect/Engineering	368,160	29,884					398,044
Appraisals/Negotiations	1,956						1,956
Construction							0
Land Acquisition							0
Furnishings & Equipment							0
TOTAL	370,116	29,884	0	0	0	0	400,000
BALANCE	29,884	0	0	0	0	0	0

BENEFIT TO THE COMMUNITY: The projects will improve the safety factor, improve levels of service and improve traffic flow.

IMPACT ON OPERATING BUDGET: Provide an alternative source of funding therefore reducing the reliance of operating funds.

50313 RAILROAD CROSSING IMPROVEMENTS

MANAGING DEPARTMENT: Engineering

PROJECT DESCRIPTION: Improve and renovate four railroad crossings per year.

	Prior	FY12	FY13	FY14	FY15	FY16	Total
FINANCING METHOD							
Paving Fund							0
Bond Proceeds							0
Sales Tax (1999 SPLOST)	911,074						911,074
Other							0
Balance Forward		374,527					
TOTAL	911,074	374,527	0	0	0	0	911,074
PROJECT COSTS							
Professional Services							0
Legal							0
Architect/Engineering							0
Appraisals/Negotiations							0
Construction	536,546	374,527					911,073
Land Acquisition							0
Furnishings & Equipment							0
TOTAL	536,546	374,527	0	0	0	0	911,073
BALANCE	374,527	0	0	0	0	0	0

BENEFIT TO THE COMMUNITY: Improved quality of life for citizens of Columbus.

IMPACT ON OPERATING BUDGET: Provide an alternative source of funding therefore reducing the reliance of operating funds. Reduced maintenance costs for the Public Services Department and reduced liability costs for the City.

50314 BRIDGE REPAIR/DESIGN

MANAGING DEPARTMENT: Engineering

PROJECT DESCRIPTION: Design and repair bridges per Georgia DOT recommendations per the latest bridge inspection report.

	Prior	FY12	FY13	FY14	FY15	FY16	Total
FINANCING METHOD							
Paving Fund							0
Bond Proceeds							0
Sales Tax (1999 SPLOST)	774,835						774,835
Other							0
Balance Forward		31,083					
TOTAL	774,835	31,083	0	0	0	0	774,835
PROJECT COSTS							
Professional Services							0
Legal							0
Architect/Engineering	159,554	4,443					163,997
Appraisals/Negotiations	58,637						58,637
Construction	525,561	26,640					552,201
Land Acquisition							0
Furnishings & Equipment							0
TOTAL	743,752	31,083	0	0	0	0	774,835
BALANCE	31,083	0	0	0	0	0	0

BENEFIT TO THE COMMUNITY: Improved safety factor and quality of life for the citizens of Columbus.

IMPACT ON OPERATING BUDGET: Provides an alternative source of funding therefore reducing the reliance of operating funds.

50316 9th STREET IMPROVEMENTS

MANAGING DEPARTMENT: Engineering

PROJECT DESCRIPTION: The project will provide for improvements to the road surface and panels for the rail line. The rail line that runs along 9th Street is in very poor condition.

	Prior	FY12	FY13	FY14	FY15	FY16	Total
FINANCING METHOD							
Paving Fund							0
Bond Proceeds							0
Sales Tax (1999 SPLOST)	800,000						800,000
Other							0
Balance Forward		776,140					
TOTAL	800,000	776,140	0	0	0	0	800,000
PROJECT COSTS							
Professional Services							0
Legal		5,000					5,000
Architect/Engineering		10,000					10,000
Appraisals/Negotiations							0
Construction	23,860	761,140					785,000
Land Acquisition							0
Furnishings & Equipment							0
TOTAL	23,860	776,140	0	0	0	0	800,000
BALANCE	776,140	0	0	0	0	0	0

BENEFIT TO THE COMMUNITY: Enhance the safety factor and improve the traffic flow of the area.

IMPACT ON OPERATING BUDGET: Provide an alternative source of funding therefore reducing the reliance of operating funds.

50318 RIVER ROAD/54TH STREET

MANAGING DEPARTMENT: Engineering

PROJECT DESCRIPTION: Improve road at the intersection of River Road and 54 Street.

	Prior	FY12	FY13	FY14	FY15	FY16	Total
FINANCING METHOD							
Paving Fund							0
Bond Proceeds							0
Sales Tax (1999 SPLOST)	30,700						30,700
Other							0
Balance Forward		2,509					
TOTAL	30,700	2,509	0	0	0	0	30,700
PROJECT COSTS							
Professional Services							0
Legal							0
Architect/Engineering	28,191	2,509					30,700
Appraisals/Negotiations							0
Construction							0
Land Acquisition							0
Furnishings & Equipment							0
TOTAL	28,191	2,509	0	0	0	0	30,700
BALANCE	2,509	0	0	0	0	0	0

BENEFIT TO THE COMMUNITY: Enhance the safety factor and improve the traffic flow of the area.

IMPACT ON OPERATING BUDGET: Provide an alternative source of funding therefore reducing the reliance of operating funds.

50319 VETERANS PARKWAY/COOPER CREEK

MANAGING DEPARTMENT: Engineering

PROJECT DESCRIPTION: Improve road at the intersection of Veterans Parkway and Cooper Creek.

	Prior	FY12	FY13	FY14	FY15	FY16	Total
FINANCING METHOD							
Paving Fund							0
Bond Proceeds							0
Sales Tax (1999 SPLOST)	2,267,871						2,267,871
Other							0
Balance Forward		1,745					
TOTAL	2,267,871	1,745	0	0	0	0	2,267,871
PROJECT COSTS							
Professional Services							0
Legal	129,000						129,000
Architect/Engineering	375,942	1,745					377,686
Appraisals/Negotiations	300,545						300,545
Construction	1,460,639						1,460,639
Land Acquisition							0
Furnishings & Equipment							0
TOTAL	2,266,126	1,745	0	0	0	0	2,267,870
BALANCE	1,745	0	0	0	0	0	0

BENEFIT TO THE COMMUNITY: Enhance the safety factor and improve the traffic flow of the area.

IMPACT ON OPERATING BUDGET: Provide an alternative source of funding therefore reducing the reliance of operating funds.

50606/82057/83001 FT BENNING RD/BRENNAN RD

MANAGING DEPARTMENT: Engineering

PROJECT DESCRIPTION: Road improvements to this area of Muscogee county.

	Prior	FY12	FY13	FY14	FY15	FY16	Total
FINANCING METHOD							
Paving Fund							0
Bond Proceeds	2,300,000						2,300,000
Sales Tax (1999 SPLOST)	2,000,000						2,000,000
Other							0
Balance Forward		3,965,375					
TOTAL	4,300,000	3,965,375	0	0	0	0	4,300,000
PROJECT COSTS							
Professional Services							0
Legal		10,000					10,000
Architect/Engineering	334,625	25,064					359,689
Appraisals/Negotiations		10,000					10,000
Construction		3,820,311					3,820,311
Land Acquisition		100,000					100,000
Furnishings & Equipment							0
TOTAL	334,625	3,965,375	0	0	0	0	4,300,000
BALANCE	3,965,375	0	0	0	0	0	0

BENEFIT TO THE COMMUNITY: Enhances the safety factor and improves the traffic flow of the area.

IMPACT ON OPERATING BUDGET: Provides an alternative source of funding therefore reducing the reliance of operating funds.

50607 & 82058 FT BENNING RD STREETSCAPES

MANAGING DEPARTMENT: Planning

PROJECT DESCRIPTION: This project is for enhancement of one of the main streets that lead directly to Ft Benning, Ga. This project includes planting of various plants.

	Prior	FY12	FY13	FY14	FY15	FY16	Total
FINANCING METHOD							
Paving Fund							0
Bond Proceeds	2,000,000						2,000,000
Sales Tax	1,000,000						1,000,000
Other							0
Balance Forward		2,958,000					
TOTAL	3,000,000	2,958,000	0	0	0	0	3,000,000
PROJECT COSTS							
Professional Services							0
Legal		10,000					10,000
Architect/Engineering	42,000	58,000					100,000
Appraisals/Negotiations		10,000					10,000
Construction		2,830,000					2,830,000
Land Acquisition		50,000					50,000
Furnishings & Equipment							0
TOTAL	42,000	2,958,000	0	0	0	0	3,000,000
BALANCE	2,958,000	0	0	0	0	0	0

BENEFIT TO THE COMMUNITY: Will allow the City to meet the Georgia Department of Transportation schedule of projects on providing a safer, more efficient transportation network.

IMPACT ON OPERATING BUDGET: Provide an alternative source of funding therefore reducing the reliance of operating funds.

50608 CUSSETA RD PED BRIDGE EZONE

MANAGING DEPARTMENT: Engineering

PROJECT DESCRIPTION: The project is going to repair the Cusseta Rd Bridge that is located in an enterprise zone.

	Prior	FY12	FY13	FY14	FY15	FY16	Total
FINANCING METHOD							
General Fund							0
Bond Proceeds							0
Sales Tax (1999 SPLOST)	820,000						820,000
Other							0
Balance Forward		791,055					
TOTAL	820,000	791,055	0	0	0	0	820,000
PROJECT COSTS							
Professional Services							0
Legal							0
Architect/Engineering	28,945	17,480					46,425
Appraisal/Negotiation							0
Construction		773,575					773,575
Land Acquisition							0
Furnishings & Equipment							0
TOTAL	28,945	791,055	0	0	0	0	820,000
BALANCE	791,055	0	0	0	0	0	0

BENEFIT TO THE COMMUNITY: This project provides a remodeled bridge that is on a walkway that citizens will use to get to home, work and school.

IMPACT ON OPERATING BUDGET: No impact on the FY12 operating budget.

50820 CLEAN AIR BUSES

MANAGING DEPARTMENT: METRA

PROJECT DESCRIPTION: Research, study and purchase the most effective form of clean diesel and/or environmentally friendly buses.

	Prior	FY12	FY13	FY14	FY15	FY16	Total
FINANCING METHOD							
Paving Fund							0
Bond Proceeds							0
Sales Tax (1999 SPLOST)	3,170,448						3,170,448
Other							0
Balance Forward		293,033					
TOTAL	3,170,448	293,033	0	0	0	0	3,170,448
PROJECT COSTS							
Professional Services							0
Legal							0
Architect/Engineering							0
Appraisals/Negotiations							0
Construction							0
Land Acquisition							0
Buses & Equipment	2,877,415	293,033					3,170,448
TOTAL	2,877,415	293,033	0	0	0	0	3,170,448
BALANCE	293,033	0	0	0	0	0	0

BENEFIT TO THE COMMUNITY: Improved quality of life for the citizens of Columbus.

IMPACT ON OPERATING BUDGET: Provide an alternative source of funding therefore reducing the reliance of operating funds.

53008/53009/82052 FOREST RD: WOODRUFF FARM TO SCHATULGA RD

MANAGING DEPARTMENT: Engineering

PROJECT DESCRIPTION: Widen and reconstruct 1.9 miles of existing two lanes to four lanes with left turn lanes at major intersections.

	Prior	FY12	FY13	FY14	FY15	FY16	Total
FINANCING METHOD							
Paving Fund							0
Bond Proceeds	2,722,867						2,722,867
Sales Tax	3,839,829						3,839,829
Other							0
Balance Forward		5,686,564					
TOTAL	6,562,696	5,686,564	0	0	0	0	6,562,696
PROJECT COSTS							
Professional Services							0
Legal							0
Architect/Engineering	664,894	772,816					1,437,709
Appraisals/Negotiations	211,239						211,239
Construction		4,913,748					4,913,748
Land Acquisition							0
Furnishings & Equipment							0
TOTAL	876,133	5,686,564	0	0	0	0	6,562,696
BALANCE	5,686,564	0	0	0	0	0	0

BENEFIT TO THE COMMUNITY: Enhance the safety factor and improve the traffic flow of the area.

IMPACT ON OPERATING BUDGET: Provides an alternative source of funding therefore reducing the reliance of operating funds.

53010 WHITTLESEY RD: WHITESVILLE TO VETERANS PARKWAY

MANAGING DEPARTMENT: Engineering

PROJECT DESCRIPTION: Widen and reconstruct 0.67 miles of existing two lanes to four lanes with left turn lanes at major intersections.

	Prior	FY12	FY13	FY14	FY15	FY16	Total
FINANCING METHOD							
Paving Fund							0
Bond Proceeds							0
Sales Tax (1999 SPLOST)	4,022,181						4,022,181
Other							0
Balance Forward		575,411					
TOTAL	4,022,181	575,411	0	0	0	0	4,022,181
PROJECT COSTS							
Professional Services	4,100						4,100
Legal		70					70
Architect/Engineering	1,302,347	250,000					1,552,347
Appraisals/Negotiations	71,380	24,810					96,190
Construction	1,367,875	300,531					1,668,406
Land Acquisition	581,069						581,069
Furnishings & Equipment	120,000						120,000
TOTAL	3,446,770	575,411	0	0	0	0	4,022,181
BALANCE	575,411	0	0	0	0	0	0

BENEFIT TO THE COMMUNITY: Enhances the safety factor and improves the traffic flow of the area.

IMPACT ON OPERATING BUDGET: Provides an alternative source of funding therefore reducing the reliance of operating funds.

53014 & 82051 MOON RD PHASE 2: WILBUR/WHITTLESEY

MANAGING DEPARTMENT: Engineering

PROJECT DESCRIPTION: Roadway improvements to Moon Road.

	Prior	FY12	FY13	FY14	FY15	FY16	Total
FINANCING METHOD							
Paving Fund							0
Bond Proceeds	6,400,000						6,400,000
Sales Tax	1,586,445						1,586,445
Other							0
Balance Forward		6,400,000					
TOTAL	7,986,445	6,400,000	0	0	0	0	7,986,445
PROJECT COSTS							
Professional Services							0
Legal		50,000					50,000
Architect/Engineering	1,586,445	50,000					1,636,445
Appraisals/Negotiations		20,000					20,000
Construction		6,180,000					6,180,000
Land Acquisition		100,000					100,000
Furnishings & Equipment							0
TOTAL	1,586,445	6,400,000	0	0	0	0	7,986,445
BALANCE	6,400,000	0	0	0	0	0	0

BENEFIT TO THE COMMUNITY: Enhance the safety factor and improve the traffic flow of the area.

IMPACT ON OPERATING BUDGET: Provides an alternative source of funding therefore reducing the reliance of operating funds.

53016 BROWN AVE. & SOUTHERN RAILROAD BRIDGE

MANAGING DEPARTMENT: Engineering

PROJECT DESCRIPTION: Bridge improvements to this area of Muscogee county.

	Prior	FY12	FY13	FY14	FY15	FY16	Total
FINANCING METHOD							
Paving Fund							0
Bond Proceeds							0
Sales Tax (1999 SPLOST)	500,000						500,000
Other							0
Balance Forward		500,000					
TOTAL	500,000	500,000	0	0	0	0	500,000
PROJECT COSTS							
Professional Services							0
Legal		10,000					10,000
Architect/Engineering		25,000					25,000
Appraisals/Negotiations							0
Construction		415,000					415,000
Land Acquisition		50,000					50,000
Furnishings & Equipment							0
TOTAL	0	500,000	0	0	0	0	500,000
BALANCE	500,000	0	0	0	0	0	0

BENEFIT TO THE COMMUNITY: Enhances the safety factor and improves the traffic flow of the area.

IMPACT ON OPERATING BUDGET: Provides an alternative source of funding therefore reducing the reliance of operating funds.

53018 RIVER RD/ BRADLEY PARK/JR ALLEN IMPROVEMENTS

MANAGING DEPARTMENT: Engineering

PROJECT DESCRIPTION: Road improvements to this area of Muscogee county.

	Prior	FY12	FY13	FY14	FY15	FY16	Total
FINANCING METHOD							
Paving Fund							0
Bond Proceeds							0
Sales Tax (1999 SPLOST)	1,264,300						1,264,300
Other							0
Balance Forward		1,142,357					
TOTAL	1,264,300	1,142,357	0	0	0	0	1,264,300
PROJECT COSTS							
Professional Services							0
Legal	2,750						2,750
Architect/Engineering	119,193	10,507					129,700
Appraisals/Negotiations							0
Construction		1,131,850					1,131,850
Land Acquisition							0
Furnishings & Equipment							0
TOTAL	121,943	1,142,357	0	0	0	0	1,264,300
BALANCE	1,142,357	0	0	0	0	0	0

BENEFIT TO THE COMMUNITY: Enhances the safety factor and improves the traffic flow of the area.

IMPACT ON OPERATING BUDGET: Provides an alternative source of funding therefore reducing the reliance of operating funds.

53019 VETERANS/DOUBLE CHURCHES RD IMPROVEMENTS

MANAGING DEPARTMENT: Engineering

PROJECT DESCRIPTION: Road improvements to this area of Muscogee county.

	Prior	FY12	FY13	FY14	FY15	FY16	Total
FINANCING METHOD							
Paving Fund							0
Bond Proceeds							0
Sales Tax (1999 SPLOST)	2,348,529						2,348,529
Other							0
Balance Forward		2,021,163					
TOTAL	2,348,529	2,021,163	0	0	0	0	2,348,529
PROJECT COSTS							
Professional Services							0
Legal							0
Architect/Engineering	52,467	1,563					54,030
Appraisals/Negotiations							0
Construction	274,899	2,019,600					2,294,499
Land Acquisition							0
Furnishings & Equipment							0
TOTAL	327,366	2,021,163	0	0	0	0	2,348,529
BALANCE	2,021,163	0	0	0	0	0	0

BENEFIT TO THE COMMUNITY: Enhances the safety factor and improves the traffic flow of the area.

IMPACT ON OPERATING BUDGET: Provides an alternative source of funding therefore reducing the reliance of operating funds.

53020 NORTHSTAR/ST. MARYS RD IMPROVEMENTS

MANAGING DEPARTMENT: Engineering

PROJECT DESCRIPTION: Road improvements to this area of Muscogee county.

	Prior	FY12	FY13	FY14	FY15	FY16	Total
FINANCING METHOD							
Paving Fund							0
Bond Proceeds							0
Sales Tax (1999 SPLOST)	700,000						700,000
Other							0
Balance Forward		690,300					
TOTAL	700,000	690,300	0	0	0	0	700,000
PROJECT COSTS							
Professional Services							0
Legal							0
Architect/Engineering	9,700	22,400					32,100
Appraisals/Negotiations							0
Construction		667,900					667,900
Land Acquisition							0
Furnishings & Equipment							0
TOTAL	9,700	690,300	0	0	0	0	700,000
BALANCE	690,300	0	0	0	0	0	0

BENEFIT TO THE COMMUNITY: Enhances the safety factor and improves the traffic flow of the area.

IMPACT ON OPERATING BUDGET: Provides an alternative source of funding therefore reducing the reliance of operating funds.

53023 MOON ROAD PHASE I

MANAGING DEPARTMENT: Engineering

PROJECT DESCRIPTION: Road improvements to this area of Muscogee county.

	Prior	FY12	FY13	FY14	FY15	FY16	Total
FINANCING METHOD							
Paving Fund							0
Bond Proceeds							0
Sales Tax (1999 SPLOST)	922,522						922,522
Other							0
Balance Forward		577,598					
TOTAL	922,522	577,598	0	0	0	0	922,522
PROJECT COSTS							
Professional Services		15,300					15,300
Legal	18,706	8,442					27,148
Architect/Engineering	44,845	1,123					45,968
Appraisals/Negotiations	4,000	14,150					18,150
Construction	221,350	491,168					712,518
Land Acquisition	56,024	47,415					103,439
Furnishings & Equipment							0
TOTAL	344,925	577,598	0	0	0	0	922,523
BALANCE	577,598	0	0	0	0	0	0

BENEFIT TO THE COMMUNITY: Enhances the safety factor and improves the traffic flow of the area.

IMPACT ON OPERATING BUDGET: Provides an alternative source of funding therefore reducing the reliance of operating funds.

53024 MOON ROAD PHASE III

MANAGING DEPARTMENT: Engineering

PROJECT DESCRIPTION: Road improvements to this area of Muscogee county.

	Prior	FY12	FY13	FY14	FY15	FY16	Total
FINANCING METHOD							
Paving Fund							0
Bond Proceeds							0
Sales Tax (1999 SPLOST)	4,000,000						4,000,000
Other							0
Balance Forward		3,644,518					
TOTAL	4,000,000	3,644,518	0	0	0	0	4,000,000
PROJECT COSTS							
Professional Services							0
Legal	1,542						1,542
Architect/Engineering	12,630	3,000					15,630
Appraisals/Negotiations							0
Construction	88,486	3,641,518					3,730,004
Land Acquisition	252,824						252,824
Furnishings & Equipment							0
TOTAL	355,482	3,644,518	0	0	0	0	4,000,000
BALANCE	3,644,518	0	0	0	0	0	0

BENEFIT TO THE COMMUNITY: Enhances the safety factor and improves the traffic flow of the area.

IMPACT ON OPERATING BUDGET: Provides an alternative source of funding therefore reducing the reliance of operating funds.

53029 HUBBARD ROAD BRIDGE

MANAGING DEPARTMENT: Engineering

PROJECT DESCRIPTION: Bridge improvements to this area of Muscogee county.

	Prior	FY12	FY13	FY14	FY15	FY16	Total
FINANCING METHOD							
Paving Fund							0
Bond Proceeds							0
Sales Tax (1999 SPLOST)	214,401						214,401
Other							0
Balance Forward		154,214					
TOTAL	214,401	154,214	0	0	0	0	214,401
PROJECT COSTS							
Professional Services							0
Legal							0
Architect/Engineering	60,124	154,214					214,338
Appraisals/Negotiations							0
Construction	63						63
Land Acquisition							0
Furnishings & Equipment							0
TOTAL	60,187	154,214	0	0	0	0	214,401
BALANCE	154,214	0	0	0	0	0	0

BENEFIT TO THE COMMUNITY: Enhances the safety factor of the area.

IMPACT ON OPERATING BUDGET: Provides an alternative source of funding therefore reducing the reliance of operating funds.

53033 18TH AVE./GARRARD ST ROUNDABOUT

MANAGING DEPARTMENT: Engineering

PROJECT DESCRIPTION: Realign 18th Ave. and Garrard St. with a new roundabout.

	Prior	FY10	FY11	FY12	FY13	FY14	Total
FINANCING METHOD							
Paving Fund							0
Bond Proceeds							0
Sales Tax (1999 SPLOST)	535,000						535,000
Other							0
Balance Forward		509,525					
TOTAL	535,000	509,525	0	0	0	0	535,000
PROJECT COSTS							
Professional Services							0
Legal							0
Architect/Engineering	25,475	5,025					30,500
Appraisals/Negotiations							0
Construction		504,500					504,500
Land Acquisition							0
Furnishings & Equipment							0
TOTAL	25,475	509,525	0	0	0	0	535,000
BALANCE	509,525	0	0	0	0	0	0

BENEFIT TO THE COMMUNITY: Enhance the safety factor and improve the traffic flow of the area.

IMPACT ON OPERATING BUDGET: No impact on the FY12 operating budget.

53035 PEDESTRIAN BRIDGES

MANAGING DEPARTMENT: Planning

PROJECT DESCRIPTION: This project is for repairing and creating a Pedestrian Bridge.

	Prior	FY12	FY13	FY14	FY15	FY16	Total
FINANCING METHOD							
Paving Fund							0
Bond Proceeds							0
Sales Tax	825,000						825,000
Other							0
Balance Forward		825,000					
TOTAL	825,000	825,000	0	0	0	0	825,000
PROJECT COSTS							
Professional Services							0
Legal							0
Architect/Engineering		82,500					82,500
Appraisals/Negotiations							0
Construction		742,500					742,500
Land Acquisition							0
Furnishings & Equipment							0
TOTAL	0	825,000	0	0	0	0	825,000
BALANCE	825,000	0	0	0	0	0	0

BENEFIT TO THE COMMUNITY: Will allow the City to meet the Georgia Department of Transportation schedule of projects on providing a safer, more efficient transportation network.

IMPACT ON OPERATING BUDGET: Provide an alternative source of funding therefore reducing the reliance of operating funds.

53036 WILLIAMS ROAD STUDY

MANAGING DEPARTMENT: Engineering

PROJECT DESCRIPTION: This project is for funding for a study for the improvement of Williams Road.

	Prior	FY10	FY11	FY12	FY13	FY14	Total
FINANCING METHOD							
Paving Fund							0
Bond Proceeds							0
Sales Tax (1999 SPLOST)	50,000						50,000
Other							0
Balance Forward		50,000					
TOTAL	50,000	50,000	0	0	0	0	50,000
PROJECT COSTS							
Professional Services							0
Legal							0
Architect/Engineering		50,000					50,000
Appraisals/Negotiations							0
Construction							0
Land Acquisition							0
Furnishings & Equipment							0
TOTAL	0	50,000	0	0	0	0	50,000
BALANCE	50,000	0	0	0	0	0	0

BENEFIT TO THE COMMUNITY: Enhance the safety factor and improve the traffic flow of the area.

IMPACT ON OPERATING BUDGET: No impact on the FY12 operating budget.

53037 CORPORATE RIDGE INTERSECTION

MANAGING DEPARTMENT: Engineering

PROJECT DESCRIPTION: Improve road at the intersection at Corporate Ridge Parkway.

	Prior	FY12	FY13	FY14	FY15	FY16	Total
FINANCING METHOD							
Paving Fund							0
Bond Proceeds							0
Sales Tax (1999 SPLOST)	800,000						800,000
Other							0
Balance Forward		800,000					
TOTAL	800,000	800,000	0	0	0	0	800,000
PROJECT COSTS							
Professional Services							0
Legal							0
Architect/Engineering		35,000					35,000
Appraisals/Negotiations							0
Construction		765,000					765,000
Land Acquisition							0
Furnishings & Equipment							0
TOTAL	0	800,000	0	0	0	0	800,000
BALANCE	800,000	0	0	0	0	0	0

BENEFIT TO THE COMMUNITY: Enhance the safety factor and improve the traffic flow of the area.

IMPACT ON OPERATING BUDGET: Provide an alternative source of funding therefore reducing the reliance of operating funds.

53038 MTP-UTILITY INFRASTRUCTURE

MANAGING DEPARTMENT: Engineering

PROJECT DESCRIPTION: Road improvements to this area of Muscogee county.

	Prior	FY12	FY13	FY14	FY15	FY16	Total
FINANCING METHOD							
Paving Fund							0
Bond Proceeds							0
Sales Tax (1999 SPLOST)	750,000						750,000
Other							0
Balance Forward		750,000					
TOTAL	750,000	750,000	0	0	0	0	750,000
PROJECT COSTS							
Professional Services							0
Legal							0
Architect/Engineering		50,000					50,000
Appraisals/Negotiations							0
Construction		700,000					700,000
Land Acquisition							0
Furnishings & Equipment							0
TOTAL	0	750,000	0	0	0	0	750,000
BALANCE	750,000	0	0	0	0	0	0

BENEFIT TO THE COMMUNITY: Enhances the safety factor and improves the traffic flow of the area.

IMPACT ON OPERATING BUDGET: Provides an alternative source of funding therefore reducing the reliance of operating funds.

82050 ROADS/STREET RESURFACING

MANAGING DEPARTMENT: Engineering

PROJECT DESCRIPTION: This project consists of the resurfacing and/or reconstruction of local roads, streets, and/or bridges in Muscogee County.

	Prior	FY12	FY13	FY14	FY15	FY16	Total
FINANCING METHOD							
Paving Fund							0
Bond Proceeds	405,125						405,125
Sales Tax							0
Other							0
Balance Forward		405,125					
TOTAL	405,125	405,125	0	0	0	0	405,125
PROJECT COSTS							
Professional Services							0
Legal							0
Architect/Engineering							0
Appraisals/Negotiations							0
Construction		405,125					405,125
Land Acquisition							0
Furnishings & Equipment							0
TOTAL	0	405,125	0	0	0	0	405,125
BALANCE	405,125	0	0	0	0	0	0

BENEFIT TO THE COMMUNITY: Will allow the City to meet the Georgia Department of Transportation schedule of projects in providing a safer, more efficient transportation

IMPACT ON OPERATING BUDGET: By programming matching funds, the City is able to take advantage of State funds that become available throughout the year for repairs. No operating impact.

82053 FOREST ROAD BRIDGE: BULL CREEK

MANAGING DEPARTMENT: Engineering

PROJECT DESCRIPTION: Repair and reconstruct bridge.

	Prior	FY12	FY13	FY14	FY15	FY16	Total
FINANCING METHOD							
Paving Fund							0
Bond Proceeds	1,809,360						1,809,360
Sales Tax							0
Other							0
Balance Forward		1,708,013					
TOTAL	1,809,360	1,708,013	0	0	0	0	1,809,360
PROJECT COSTS							
Professional Services		10,000					10,000
Legal	2,000	10,000					12,000
Architect/Engineering	98,347	77,323					175,670
Appraisals/Negotiations	1,000	10,000					11,000
Construction		1,500,690					1,500,690
Land Acquisition		100,000					100,000
Furnishings & Equipment							0
TOTAL	101,347	1,708,013	0	0	0	0	1,809,360
BALANCE	1,708,013	0	0	0	0	0	0

BENEFIT TO THE COMMUNITY: Enhance the safety factor and improve the traffic flow of the area.

IMPACT ON OPERATING BUDGET: Provides an alternative source of funding therefore reducing the reliance of operating funds.

82054 FOREST ROAD BRIDGE: COOPER CREEK

MANAGING DEPARTMENT: Engineering

PROJECT DESCRIPTION: Repair and reconstruct bridge.

	Prior	FY12	FY13	FY14	FY15	FY16	Total
FINANCING METHOD							
Paving Fund							0
Bond Proceeds	1,867,773						1,867,773
Sales Tax							0
Other							0
Balance Forward		1,797,828					
TOTAL	1,867,773	1,797,828	0	0	0	0	1,867,773
PROJECT COSTS							
Professional Services							0
Legal	2,000	10,000					12,000
Architect/Engineering	66,945	104,904					171,849
Appraisals/Negotiations	1,000	10,000					11,000
Construction		1,622,924					1,622,924
Land Acquisition		50,000					50,000
Furnishings & Equipment							0
TOTAL	69,945	1,797,828	0	0	0	0	1,867,773
BALANCE	1,797,828	0	0	0	0	0	0

BENEFIT TO THE COMMUNITY: Enhance the safety factor and improve the traffic flow of the area.

IMPACT ON OPERATING BUDGET: Provides an alternative source of funding therefore reducing the reliance of operating funds.

82056 PANHANDLE ROAD

MANAGING DEPARTMENT: Engineering

PROJECT DESCRIPTION: Road improvements to this area of Muscogee county.

	Prior	FY12	FY13	FY14	FY15	FY16	Total
FINANCING METHOD							
Paving Fund							0
Bond Proceeds	2,039,773						2,039,773
Sales Tax (1999 SPLOST)							0
Other							0
Balance Forward		868,303					
TOTAL	2,039,773	868,303	0	0	0	0	2,039,773
PROJECT COSTS							
Professional Services							0
Legal							0
Architect/Engineering							0
Appraisals/Negotiations							0
Construction	1,171,470	868,303					2,039,773
Land Acquisition							0
Furnishings & Equipment							0
TOTAL	1,171,470	868,303	0	0	0	0	2,039,773
BALANCE	868,303	0	0	0	0	0	0

BENEFIT TO THE COMMUNITY: Enhances the safety factor and improves the traffic flow of the area.

IMPACT ON OPERATING BUDGET: Provides an alternative source of funding therefore reducing the reliance of operating funds.

92001 LOST ROADS AND INFRASTRUCTURE

MANAGING DEPARTMENT: Engineering

PROJECT DESCRIPTION: Road improvements throughout Muscogee county.

	Prior	FY12	FY13	FY14	FY15	FY16	Total
FINANCING METHOD							
Paving Fund							0
Bond Proceeds							0
Sales Tax (2009 LOST)	4,050,150	4,528,151					8,578,301
Other							0
Balance Forward		1,198,561					
TOTAL	4,050,150	5,726,712	0	0	0	0	8,578,301
PROJECT COSTS							
Professional Services							0
Legal		10,000					10,000
Architect/Engineering	21,830	50,000					71,830
Appraisals/Negotiations							0
Construction	2,829,759	5,666,713					8,496,471
Land Acquisition							0
Furnishings & Equipment							0
TOTAL	2,851,589	5,726,713	0	0	0	0	8,578,301
BALANCE	1,198,561	0	0	0	0	0	0

BENEFIT TO THE COMMUNITY: Enhances the safety factor and improves the traffic flow.

IMPACT ON OPERATING BUDGET: Provides an alternative source of funding therefore reducing the reliance of operating funds.

92002 LOST BROWN AVENUE BRIDGE

MANAGING DEPARTMENT: Engineering

PROJECT DESCRIPTION: Bridge improvements on Brown Avenue Bridge.

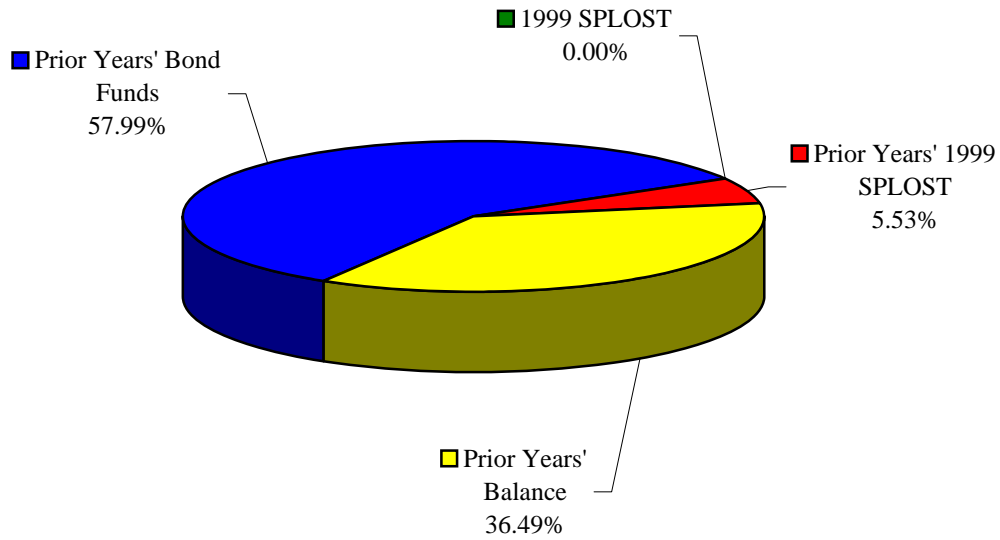
	Prior	FY12	FY13	FY14	FY15	FY16	Total
FINANCING METHOD							
Paving Fund							0
Bond Proceeds							0
Sales Tax (2009 LOST)	3,665,000						3,665,000
Other							0
Balance Forward		3,665,000					
TOTAL	3,665,000	3,665,000	0	0	0	0	3,665,000
PROJECT COSTS							
Professional Services		20,000					20,000
Legal		20,000					20,000
Architect/Engineering		50,000					50,000
Appraisals/Negotiations		50,000					50,000
Construction		3,425,000					3,425,000
Land Acquisition		100,000					100,000
Furnishings & Equipment							0
TOTAL	0	3,665,000	0	0	0	0	3,665,000
BALANCE	3,665,000	0	0	0	0	0	0

BENEFIT TO THE COMMUNITY: Enhances the safety factor and improves the traffic flow.

IMPACT ON OPERATING BUDGET: Provides an alternative source of funding therefore reducing the reliance of operating funds.

ENVIRONMENTAL SUMMARY

FY12 FINANCING METHOD
\$13,999,503



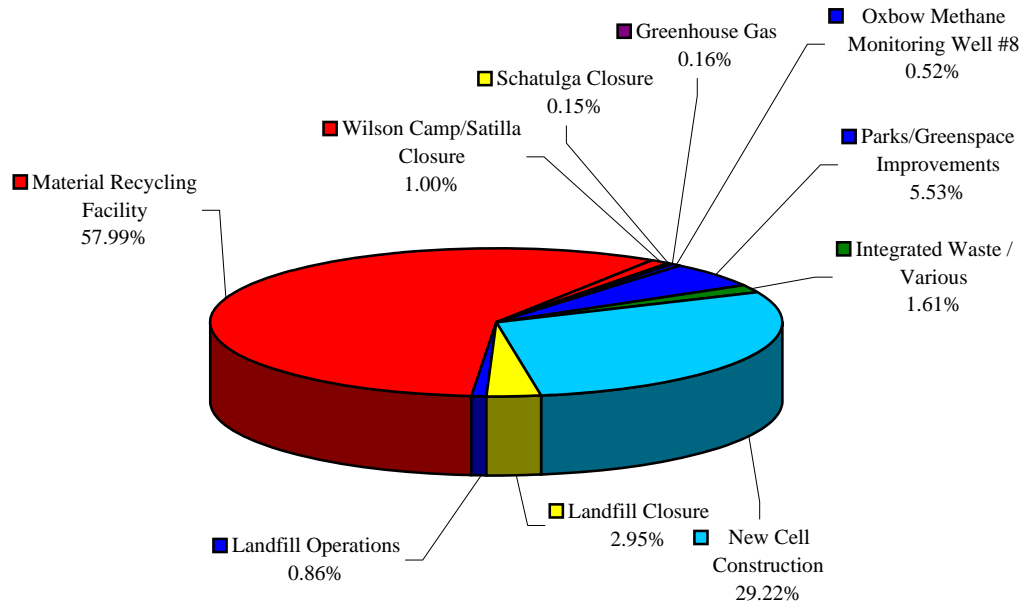
FY12 FINANCING FOR ENVIRONMENTAL PROJECTS

<u>METHOD/SOURCE</u>	<u>AMOUNT</u>
1999 SPLOST	0
Prior Years' 1999 SPLOST	773,976
Prior Years' Balance	5,107,852
Prior Years' Bond Funds	8,117,675
FY12 TOTAL	<u><u>\$13,999,503</u></u>

ENVIRONMENTAL SUMMARY

FY12 PROJECT COSTS

\$13,999,503



FY12 ENVIRONMENTAL PROJECTS

<u>PROJECT</u>	<u>AMOUNT</u>
Integrated Waste / Various	\$225,873
New Cell Construction	4,091,338
Landfill Closure	413,256
Landfill Operations	120,688
Material Recycling Facility	8,117,675
Wilson Camp/Satilla Closure	140,670
Schatulga Closure	21,353
Greenhouse Gas	21,732
Oxbow Methane Monitoring Well #8	72,942
Parks/Greenspace Improvements	773,976
FY12 TOTAL	<u><u>\$13,999,503</u></u>

20600 INTEGRATED WASTE / VARIOUS

MANAGING DEPARTMENT: Public Services

PROJECT DESCRIPTION: Funds set aside to cover the various expenses related to the landfills within Muscogee county.

	Prior	FY12	FY13	FY14	FY15	FY16	Total
FINANCING METHOD							
Integrated Waste Fund	297,212						297,212
Bond Proceeds							0
Sales Tax							0
Other							0
Balance Forward		225,874					
TOTAL	297,212	225,874	0	0	0	0	297,212
PROJECT COSTS							
Professional Services							0
Legal							0
Architect/Engineering		28,711					28,711
Appraisal/Negotiations							0
Construction	71,338	197,163					268,501
Land Acquisition							0
Furnishings & Equipment							0
TOTAL	71,338	225,874	0	0	0	0	297,212
BALANCE	225,874	0	0	0	0	0	0

BENEFIT TO THE COMMUNITY: Will dispose of waste in accordance with established State and Federal mandates and protect the ground water and air quality.

IMPACT ON OPERATING BUDGET: No impact on the operating budget.

20709 NEW CELL CONSTRUCTION

MANAGING DEPARTMENT: Public Services

PROJECT DESCRIPTION: Funds set aside to construct a new cell for putrescible waste at the Pine Grove Landfill. Each cell has a life span of 3 years. These funds will be set aside each year to construct a new cell for the landfill every three years.

	Prior	FY12	FY13	FY14	FY15	FY16	Total
FINANCING METHOD							
Integrated Waste Fund	9,246,562		800,000	800,000	800,000	800,000	12,446,562
Bond Proceeds							0
Sales Tax							0
Other							0
Balance Forward		4,091,338	2,029,074	1,729,074	1,429,074	0	
TOTAL	9,246,562	4,091,338	2,829,074	2,529,074	2,229,074	800,000	12,446,562
PROJECT COSTS							
Professional Services							0
Legal	67,000						67,000
Architect/Engineering	491,450	100,000	100,000	100,000	100,000		891,450
Appraisal/Negotiations							0
Construction	4,596,774	1,962,264	1,000,000	1,000,000	2,129,074	800,000	11,488,112
Land Acquisition							0
Furnishings & Equipment							0
TOTAL	5,155,224	2,062,264	1,100,000	1,100,000	2,229,074	800,000	12,446,562
BALANCE	4,091,338	2,029,074	1,729,074	1,429,074	0	0	0

BENEFIT TO THE COMMUNITY: Will dispose of waste in accordance with established State and Federal mandates and protect the ground water and air quality.

IMPACT ON OPERATING BUDGET: No impact on the operating budget.

20711 LANDFILL CLOSURE

MANAGING DEPARTMENT: Public Services

PROJECT DESCRIPTION: A funding mechanism to close the Pine Grove Landfill to Federal and State specifications. The landfill is anticipated to reach its' capacity in FY2017.

	Prior	FY12	FY13	FY14	FY15	FY16	Total
FINANCING METHOD							
Integrated Waste Fund	666,936		500,000	500,000	500,000	500,000	2,666,936
Bond Proceeds							0
Sales Tax							0
Other							0
Balance Forward		413,256	0	450,000	900,000	1,350,000	
TOTAL	666,936	413,256	500,000	950,000	1,400,000	1,850,000	2,666,936
PROJECT COSTS							
Professional Services							0
Legal							0
Architect/Engineering	49,800	92,200	50,000	50,000	50,000	50,000	342,000
Appraisal/Negotiations							0
Construction	203,880	321,056					524,936
Land Acquisition							0
Furnishings & Equipment							0
TOTAL	253,680	413,256	50,000	50,000	50,000	50,000	866,936
BALANCE	413,256	0	450,000	900,000	1,350,000	1,800,000	1,800,000

BENEFIT TO THE COMMUNITY: The closure of the landfill will comply with the State of Georgia EPD requirements for landfills. The closure will protect the air quality and water quality of the area.

IMPACT ON OPERATING BUDGET: Will reduce the dependency on bond funding and debt service on the bond issue(s) if needed to fund the closure of the landfill.

20715 & 20716 LANDFILL OPERATIONS

MANAGING DEPARTMENT: Public Services

PROJECT DESCRIPTION: A funding mechanism to enhance the software system at the Pine Grove Landfill.

	Prior	FY11	FY12	FY13	FY14	FY15	Total
FINANCING METHOD							
Integrated Waste Fund	320,000						320,000
Bond Proceeds							0
Sales Tax							0
Other							0
Balance Forward		120,688					
TOTAL	320,000	120,688	0	0	0	0	320,000
PROJECT COSTS							
Professional Services							0
Legal							0
Architect/Engineering							0
Appraisal/Negotiations							0
Construction	157,669						157,669
Land Acquisition							0
Furnishings & Equipment	41,643	120,688					162,331
TOTAL	199,312	120,688	0	0	0	0	320,000
BALANCE	120,688	0	0	0	0	0	0

BENEFIT TO THE COMMUNITY: The software will provide greater efficiencies for the landfill. It will provide improved weighing and billing of citizens patronizing the landfill.

IMPACT ON OPERATING BUDGET: Will reduce the dependency on bond funding and debt service on the bond issue(s) if needed to fund the closure of the landfill.

20717 & 82005 MATERIAL RECYCLING FACILITY

MANAGING DEPARTMENT: Public Services

PROJECT DESCRIPTION: A funding mechanism to construct a material recycling facility.

	Prior	FY12	FY13	FY14	FY15	FY16	Total
FINANCING METHOD							
Integrated Waste Fund	102,460						102,460
Bond Proceeds	8,500,000						8,500,000
Sales Tax							0
Other							0
Balance Forward		8,117,675					
TOTAL	8,602,460	8,117,675	0	0	0	0	8,602,460
PROJECT COSTS							
Professional Services							0
Legal							0
Architect/Engineering	382,325	253,662					635,987
Appraisal/Negotiations							0
Construction	102,460	7,864,013					7,966,473
Land Acquisition							0
Furnishings & Equipment							0
TOTAL	484,785	8,117,675	0	0	0	0	8,602,460
BALANCE	8,117,675	0	0	0	0	0	0

BENEFIT TO THE COMMUNITY: The material recycling facility will enable citizens to continue to recycle products and therefore minimize landfill usage.

IMPACT ON OPERATING BUDGET: Will reduce the dependency on bond funding and debt service on the bond issue(s) if needed to fund the closure of the landfill.

20719 WILSON CAMP/SATILLA CLOSURE

MANAGING DEPARTMENT: Public Services

PROJECT DESCRIPTION: A funding mechanism for the closure of Wilson Camp/Satilla Landfill.

	Prior	FY12	FY13	FY14	FY15	FY16	Total
FINANCING METHOD							
Integrated Waste Fund	266,409						266,409
Bond Proceeds							0
Sales Tax							0
Other							0
Balance Forward		140,669					
TOTAL	266,409	140,669	0	0	0	0	266,409
PROJECT COSTS							
Professional Services							0
Legal							0
Architect/Engineering	125,739	113,382					239,121
Appraisal/Negotiations							0
Construction		27,288					27,288
Land Acquisition							0
Furnishings & Equipment							0
TOTAL	125,739	140,670	0	0	0	0	266,409
BALANCE	140,669	0	0	0	0	0	0

BENEFIT TO THE COMMUNITY: To comply and adhere to state and federal mandates for closure of landfills.

IMPACT ON OPERATING BUDGET: Will reduce the dependency on bond funding and debt service on the bond issue(s) if needed to fund the closure of the landfill.

20720 SCHATULGA CLOSURE

MANAGING DEPARTMENT: Public Services

PROJECT DESCRIPTION: A funding mechanism for the closure of Schatulga Landfill.

	Prior	FY12	FY13	FY14	FY15	FY16	Total
FINANCING METHOD							
Integrated Waste Fund	100,000						100,000
Bond Proceeds							0
Sales Tax							0
Other							0
Balance Forward		21,353					
TOTAL	100,000	21,353	0	0	0	0	100,000
PROJECT COSTS							
Professional Services							0
Legal							0
Architect/Engineering	73,840	16,353					90,193
Appraisal/Negotiations							0
Construction	4,807	5,000					9,807
Land Acquisition							0
Furnishings & Equipment							0
TOTAL	78,647	21,353	0	0	0	0	100,000
BALANCE	21,353	0	0	0	0	0	0

BENEFIT TO THE COMMUNITY: To comply and adhere to state and federal mandates for closure of landfills.

IMPACT ON OPERATING BUDGET: Will reduce the dependency on bond funding and debt service on the bond issue(s) if needed to fund the closure of the landfill.

20722 GREENHOUSE GAS

MANAGING DEPARTMENT: Public Services

PROJECT DESCRIPTION: A funding mechanism to eradicate and possibly recycle greenhouse gas.

	Prior	FY12	FY13	FY14	FY15	FY16	Total
FINANCING METHOD							
Integrated Waste Fund	50,000						50,000
Bond Proceeds							0
Sales Tax							0
Other							0
Balance Forward		21,732					
TOTAL	50,000	21,732	0	0	0	0	50,000
PROJECT COSTS							
Professional Services							0
Legal							0
Architect/Engineering	28,268	21,732					50,000
Appraisal/Negotiations							0
Construction							0
Land Acquisition							0
Furnishings & Equipment							0
TOTAL	28,268	21,732	0	0	0	0	50,000
BALANCE	21,732	0	0	0	0	0	0

BENEFIT TO THE COMMUNITY: The greenhouse gas project will enable to eliminate or recycle hazardous greenhouse gas material.

IMPACT ON OPERATING BUDGET: Will reduce the dependency on bond funding and debt service on the bond issue(s) if needed to fund the closure of the landfill.

20725 OXBOW METHANE MONITORING WELL #8

MANAGING DEPARTMENT: Public Services

PROJECT DESCRIPTION: A funding mechanism to eradicate and possibly recycle greenhouse gas.

	Prior	FY12	FY13	FY14	FY15	FY16	Total
FINANCING METHOD							
Integrated Waste Fund	100,000						100,000
Bond Proceeds							0
Sales Tax							0
Other							0
Balance Forward		72,942					
TOTAL	100,000	72,942	0	0	0	0	100,000
PROJECT COSTS							
Professional Services							0
Legal							0
Architect/Engineering	27,058	72,942					100,000
Appraisal/Negotiations							0
Construction							0
Land Acquisition							0
Furnishings & Equipment							0
TOTAL	27,058	72,942	0	0	0	0	100,000
BALANCE	72,942	0	0	0	0	0	0

BENEFIT TO THE COMMUNITY: The Methane gas project will enable to eliminate or recycle hazardous methane gas material.

IMPACT ON OPERATING BUDGET: Will reduce the dependency on bond funding and debt service on the bond issue(s) if needed to fund the closure of the landfill.

50701 PARKS/GREENSPACE IMPROVEMENTS

MANAGING DEPARTMENT: Community Reinvestment

PROJECT DESCRIPTION: This project will provide for linear park development along Broadway in the Uptown Business District. The proposed development could include widened medians, plaza areas, water features, lawn areas, special paving, gateways and event space.

	Prior	FY12	FY13	FY14	FY15	FY16	Total
FINANCING METHOD							
Integrated Waste Fund							0
Bond Proceeds							0
Sales Tax	9,912,809						9,912,809
Other							0
Balance Forward		773,976					
TOTAL	9,912,809	773,976	0	0	0	0	9,912,809
PROJECT COSTS							
Professional Services							0
Legal							0
Architect/Engineering	370,913	150,000					520,913
Appraisal/Negotiations							0
Construction/Improvements	8,767,920	623,976					9,391,896
Land Acquisition							0
Furnishings & Equipment							0
TOTAL	9,138,833	773,976	0	0	0	0	9,912,809
BALANCE	773,976	0	0	0	0	0	0

BENEFIT TO THE COMMUNITY: This project will provide an improved quality of life for the Uptown Business District. In conjunction with other projects in the Uptown Business District, the greenspace improvements will attract patrons and tourists to the City of Columbus. This type of project will have an impact on the perceived quality of life and is important in attracting new industry to the area.

IMPACT ON OPERATING BUDGET: No impact on the FY12 operating budget.

GLOSSARY

DEPARTMENT – An administrative agency of the City having management responsibility for an operation or a group of related services within a functional area.

D.O.T. – Department of Transportation.

ENTERPRISE FUND – A fund established to account for operations financed and operated in a manner similar to private business enterprises.

EXPENDITURE – Action, which decreases net financial resources. Payment for goods or services.

FISCAL YEAR – The annual period applicable to the annual operating budget and at the end of which, the financial position of the City determines the results of its operation. The Columbus Consolidated Government's (CCG) fiscal year runs from July 1 through June 30.

FUND – An accounting entity with a self-balancing set of accounts. All transactions for a specific governmental purpose are recorded in a fund. Funds are segregated for the purpose of carrying on specific activities or attaining certain objectives in accordance with special regulations, restrictions or limitations.

IMPROVEMENT – Any amount of service or request above the current level of service.

OPERATING BUDGET – Planned expenditures and revenues for the continued regular operations and maintenance of basic governmental functions and services. Includes personnel, supplies, services and capital items. All funds lapse at the fiscal year end. The operating budget for CCG includes the following funds: General, Sewer, Paving, Integrated Waste Management, Emergency Telephone, Medical Center, Debt Service, Economic Development, METRA, Parking Management, Trade Center, Bull Creek Golf Courses, Oxbow Creek Golf Course, and Civic Center.

ORDINANCE – A formal legislative enactment by the governing body of a municipality. Enactment of an ordinance by the CCG requires two weeks for final approval.

PROGRAM – The collection of services being performed to achieve a desired goal.

REALLOCATION – Project budgets in excess of project expenditures may be transferred to finance or assist in financing other projects.

RESOLUTION – A special order of a legislative body requiring less legal formality than an ordinance. Approval of a resolution by the CCG requires one week for approval.

REQUEST – A statement of estimated need.

SPECIAL REVENUE FUND – A fund used to account for the proceeds for specific revenue sources that are legally restricted to expenditures for a specific purpose.

SPLOST – Special Purpose Local Option Sales Tax.

ACKNOWLEDGMENTS

We wish to extend a special thank you to the following individuals whose contribution to the completion of this document is greatly appreciated.

BUDGET PREPARATION:

Pamela Hodge
Britt Hayes
Lionel Haynes, Jr.
John Johnson
Angelica Alexander

DESIGN AND PRINTING:

The Printing Division of the Columbus Consolidated Government