

COLUMBUS CONSOLIDATED GOVERNMENT

Fiscal Year 2014 Capital Improvement Program Budget



COLUMBUS GEORGIA
Consolidated Government



TABLE OF CONTENTS (Hyperlinks indicated with text box)

INTRODUCTION

Capital Projects Background.....	1
Capital Projects Budget/Funding Process.....	2
Capital Projects Overview.....	2
Capital Projects Financial Summary.....	4
Capital Projects Costs by Type.....	5

CAPITAL PROJECTS

Management.....	6
Parks, Recreation, & Leisure.....	33
Public Safety/Criminal Justice.....	37
Drainage.....	41
Transportation.....	64
Environmental.....	147

APPENDIX

Glossary.....	160
Acknowledgements.....	161

INTRODUCTION

CAPITAL PROJECTS BACKGROUND

The Columbus Consolidated Government (“CCG”) has operated a capital program since its consolidation in 1971. The program, which was originally supported by the General, Sewer and Paving operating funds, has historically been used for infrastructure such as road construction, drainage improvements, technology support and miscellaneous project fund reserve. Today, the Sewer and Paving Funds are supported primarily by property tax revenue, while the General Fund is funded from property, utility, sales and other taxes, as well as miscellaneous other revenues.

The Integrated Waste Management Fund was added in 1994 to account for capital projects related to the construction and expansion of landfills. This fund is supported by service charges from residential and commercial waste collection and management.

In addition to Capital Improvement Project (CIP) Funds which are supported by Operating Funds, from time to time CCG finances projects either through debt issuance or contractual debt issued through the Columbus Building Authority (the “Authority”). The Authority was created by Article VII, Sec. VI, Pa. 1 of the Constitution of Georgia of 1945, as amended and ratified at the general election of November 5, 1968 (Ga. L. 1966, Pg. 946). The Authority provides a means to issue revenue certificates to acquire, construct, equip, maintain, and operate self-liquidating projects embracing buildings and facilities for use by the Consolidated Government of Columbus, Georgia. Debt service for Authority issued bonds is funded through the Debt Service Fund, an Operating Fund of CCG.

In 1999, the citizens of Columbus voted to renew the 1993 1¢ Special Local Option Sales Tax (“SPLOST”). The renewed SPLOST provided funding for approximately \$255,000,000 of capital projects used for public safety, economic development, recreation, transportation, a citizens’ service center, storm water drainage improvements, flood abatement, road, street, and bridge construction/repair, a county library, and governmental, proprietary, and administrative purposes of the SPLOST. The projects were financed with equally distributed revenues and constructed as SPLOST cash flow allowed over a nine-year time span. In 2010, SPLOST collections ended.

In July of 2008, the citizens of Columbus voted to approve a new Local Option Sales Tax (referred to as the “Other LOST”) that would allocate a one-cent sales tax to help raise funding for the city. Seventy percent of the tax revenue is devoted to Public Safety. Public safety expenditures have included the addition of 100 police officers, adding new patrol zones, building police precincts, replacing fire stations, building a jail addition, hiring Sheriff personnel, and annually paying every city law enforcement officer a supplement (this year, \$3,120). The remaining thirty percent has been dedicated toward roads, bridges and other much needed infrastructure projects. The tax went into effect on January 1st, 2009.

On July 31, 2012 voters in the River Valley special district, of which Columbus is a part, approved a regional Transportation Special Local Option Sales Tax (“TSPLOST”). Enacted as the Transportation Investment Act of 2010, this legislation authorized the funding of designated transportation projects as determined by a regional roundtable committee of local elected officials from the region and approved by its citizens.

INTRODUCTION

CAPITAL PROJECTS BUDGET/FUNDING PROCESS

During the operating budget process, departments submit funding requests for new projects. In order to get a total project cost, budget procedure requires requests to be presented over a five-year period to include anticipated operating costs after project completion.

The CIP Committee reviews the funding requests. This Committee is comprised of the department heads associated with the ongoing capital improvement projects. These funding requests are ranked by importance and need in the community, and are then forwarded to the City Manager with funding recommendations to be included in the overall Operating Budget.

All funding sources are approved by the City Council. Projects financed by the operating funds are presented in the Annual Operating Budget as inter-fund transfers or within specific departmental budgets. The appropriations are transferred to the relevant CIP funds. Projects may be financed with a variety of sources and, unlike the operating funds, CIP appropriations do not lapse at year-end.

The funding for the **\$166,272,630** of Capital Improvements Projects for the FY2014 is financed through the following methods (See summary of financing and projects by service type):

- Operating fund supported (General, Sewer, Paving, Integrated Waste)
- 1999 Special Purpose Local Option Sales Tax
- Columbus Building Authority – Contractual Debt (1999C, 2003A, 2003B, 2010A, 2010B, 2010C Issues)
- 2009 Other Local Option Sales Tax
- 2012 Transportation Special Purpose Local Option Sales Tax

The total financing for a given project may be available at one time, while the project may take more than one fiscal year to complete. Therefore, financing sources may be higher than the project cost for that fiscal year. In this case, the total financing sources are earmarked and recorded for that project and any balance carried forward to the next fiscal year.

CAPITAL PROJECTS OVERVIEW

This document is a comprehensive overview of projects currently funded by the Consolidated Government. The projects are grouped by service type. The project groups are:

MANAGEMENT – Incorporated in this group are projects which will impact the general function and management of CCG. Projects may include land acquisition and development, facilities and infrastructure construction and renovation not directly associated with any other service classification. These projects are typically funded with contributions to the CIP Fund from the operating funds. The summary and each service type category and detail pages of the individual projects composing the service type are behind the Management tab.

INTRODUCTION

PARKS, RECREATION & LEISURE – All costs associated with the land acquisition and park development, facilities construction and renovation of gymnasiums, museums, recreation centers, marinas, courts, and fields and other facilities and infrastructure associated with recreational and leisure activities. These projects have been primarily financed by the SPLOST but also receive funding from the General Fund, grants and private contributions. The summary and each service type category and detail pages of the individual projects composing the service type are behind the Parks, Recreation & Leisure tab.

PUBLIC SAFETY/CRIMINAL JUSTICE – All projects related to the delivery of Courts, Police, Fire, Sheriff, Marshal, Emergency Medical and Correction services are recorded in this section. These projects are typically funded by the General Fund but may be financed through debt and other sources. The summary and each service type category and detail pages of the individual projects composing the service type are behind the Public Safety/Criminal Justice tab.

DRAINAGE – Projects classified as drainage are primarily concerned with storm water control, flood prevention and soil conservation. Sewer construction and renovations, open ditch and stream bank stabilization, and retention pond improvements are found in this section. The summary and each service type category and detail pages of the individual projects composing the service type are behind the Drainage tab.

TRANSPORTATION - All modes of transportation for motorized and non-motorized vehicular and pedestrian traffic are included here. Projects may be land and right-of-way acquisition, traffic signalization, road, sidewalks, and path or trail construction. Road projects are primarily funded through contributions from the Paving Fund. Other financing sources may include SPLOST, T-SPLOST or bond issues. The summary and each service type category and detail pages of the individual projects composing the service type are behind the Transportation tab.

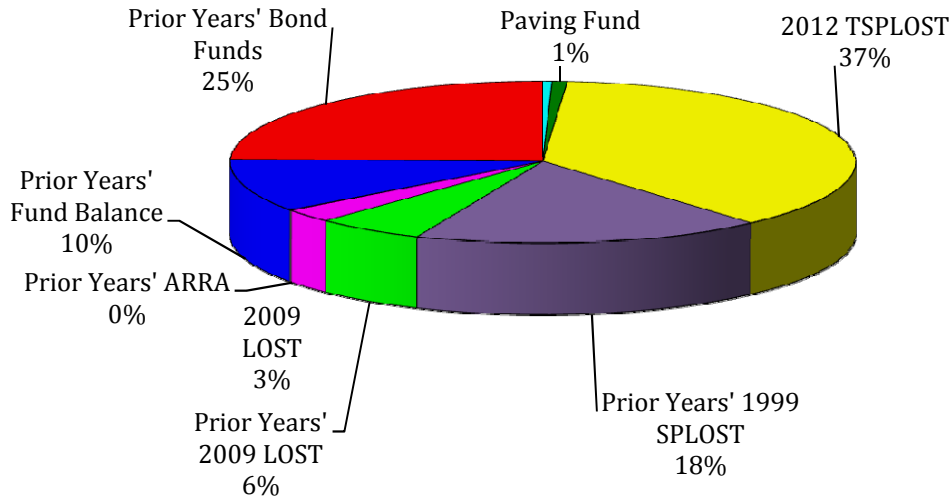
ENVIRONMENTAL – This category primarily shows projects associated with the landfills. Other projects may include urban re-forestation, streetscapes and gateway projects. The summary and each service type category and detail pages of the individual projects composing the service type are behind the Environmental tab.

Capital Improvement Projects project budgets may include any of the following basic costs commonly associated with a CIP Project:

- Renovation or expansion of existing facilities
- Initial feasibility study for new facilities/infrastructure
- Land acquisition, site improvements, development
- Construction of new facility/infrastructure
- Management/administrative costs
- Equipment and furnishings associated with the project

CIP PROJECT SUMMARY

FY14 FINANCING METHOD \$166,272,630

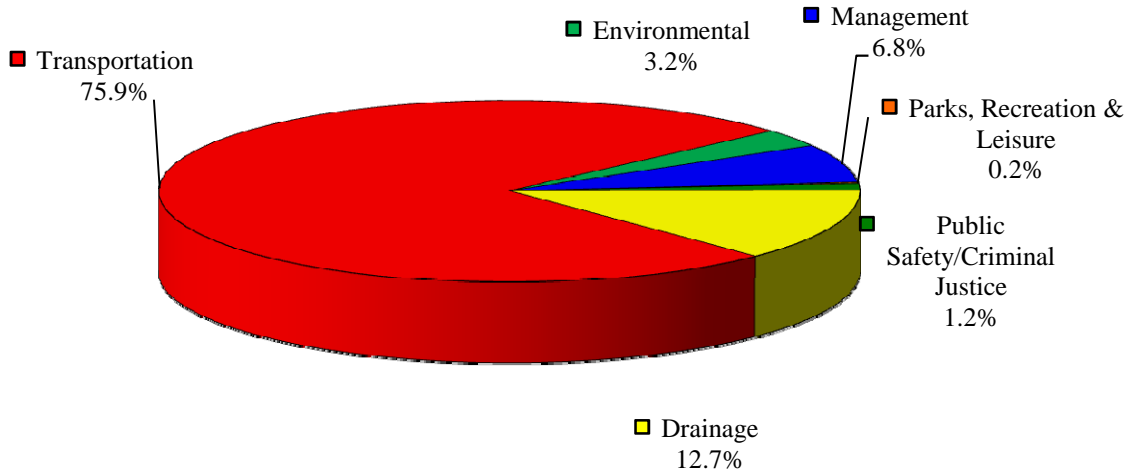


FY14 FINANCING FOR PROJECTS

<u>METHOD/SOURCE</u>	<u>AMOUNT</u>
General Fund	\$0
Sewer Fund	812,617
Paving Fund	1,297,140
Integrated Waste Fund	0
Bond Proceeds	0
2012 TSPLOST	61,821,527
1999 Sales Tax	0
Prior Years' 1999 SPLOST	30,141,099
Prior Years' 2009 LOST	9,333,792
2009 LOST	4,392,601
Prior Years' 2012 TSPLOST	0
Prior Years' ARRA	176,791
Prior Years' Fund Balance	17,348,668
Prior Years' Bond Funds	40,948,396
FY14 TOTAL	<u><u>\$166,272,630</u></u>

CIP PROJECT SUMMARY

FY14 PROJECT COSTS
\$166,272,630

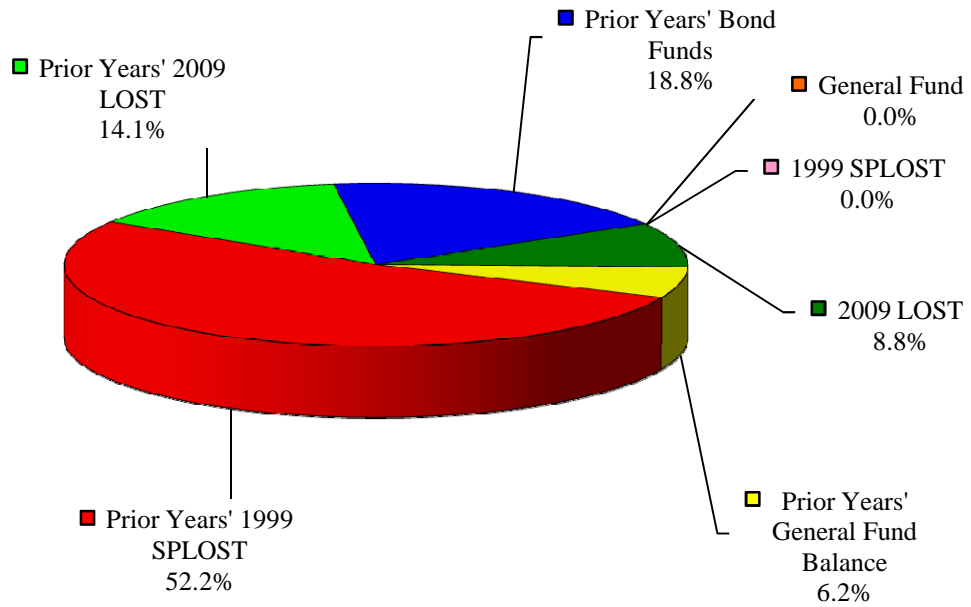


FY14 PROJECT COSTS

<u>PROJECT TYPE</u>	<u>AMOUNT</u>
Management	\$11,377,358
Parks, Recreation & Leisure	310,767
Public Safety/Criminal Justice	2,011,624
Drainage	21,176,163
Transportation	126,140,210
Environmental	5,256,508
FY14 TOTAL	\$166,272,630

MANAGEMENT SUMMARY

FY14 FINANCING METHOD
\$11,377,358

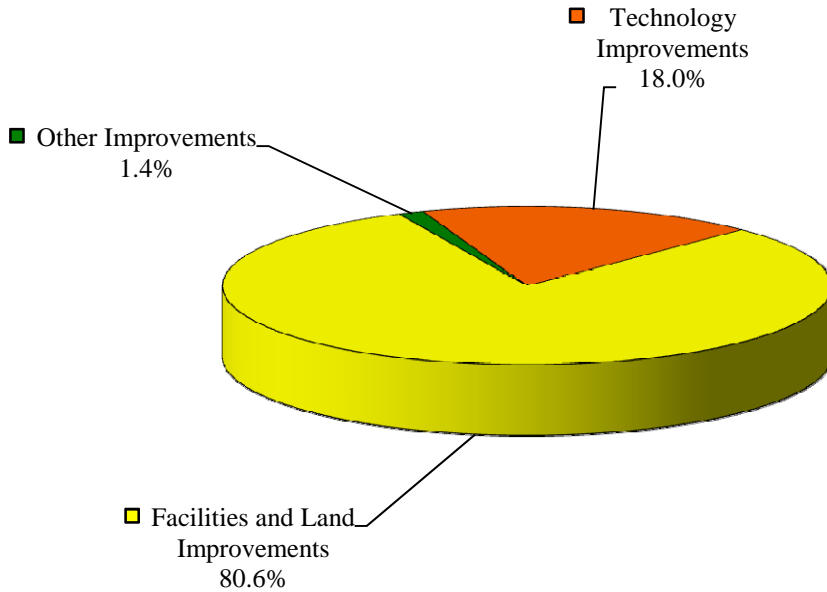


FY14 FINANCING FOR MANAGEMENT PROJECTS

<u>METHOD/SOURCE</u>	<u>AMOUNT</u>
General Fund	\$0
1999 SPLOST	0
2009 LOST	1,000,000
Prior Years' General Fund Balance	701,541
Prior Years' 1999 SPLOST	5,936,703
Prior Years' 2009 LOST	1,600,297
Prior Years' Bond Funds	2,138,817
FY13 TOTAL	<u><u>\$11,377,358</u></u>

MANAGEMENT SUMMARY

FY14 PROJECT COSTS
\$11,377,358



FY14 MANAGEMENT PROJECTS

<u>PROJECT</u>	<u>AMOUNT</u>
General Fund/Various	\$81,992
LGFS/GHRS Conv	293,331
Tree Preservation & Replacement	73,741
Property Acquisition	55,502
Health and Pension Reports	71,975
800 Mhz Digital Upgrade	700,000
Government Center Needs Assessment	125,000
Citizens Service Center	2,116,145
MCSD Library	401,290
Bull Creek Golf Course	31,174
NFL Improvements	1,823,770
Enterprise Zone	433,701
Liberty District Redevelopment	2,482,037
Oxbow Meadow Development	751,885
Old Camp Closure - Oxbow Meadow	12,846
CSC Parking Garage	22,672
LOST IT	957,503
LOST Facilities Improvements	842,794
Asset Management Software	50,000
Radio System Maintenance	50,000
FY14 TOTAL	\$11,377,358

20100 GENERAL FUND / VARIOUS

PROJECT DESCRIPTION: Funds set aside to cover the various expenses related to the general fund projects within Muscogee county.

	Prior	FY14	FY15	FY16	FY17	FY18	Total
FINANCING METHOD							
General Fund	81,992						81,992
Bond Proceeds							0
Sales Tax							0
Other							0
Balance Forward		81,992					
TOTAL	81,992	81,992	0	0	0	0	81,992
PROJECT COSTS							
Professional Services							0
Legal							0
Architect/Engineering							0
Appraisal/Negotiations							0
Construction		81,992					81,992
Land Acquisition							0
Furnishings & Equipment							0
TOTAL	0	81,992	0	0	0	0	81,992
BALANCE	81,992	0	0	0	0	0	0

BENEFIT TO THE COMMUNITY: Will funding for various general fund projects within the City.

IMPACT ON OPERATING BUDGET: No impact on the operating budget.

22187 LGFS/GHRS CONVERSION/IMPLEMENT

PROJECT DESCRIPTION: Consulting and implementation services for the upgrading of the current LGFS/GHRS financial system to Advantage 3.0 system. The system includes accounts payable, accounts receivable, purchasing, general accounting, and human resources.

	Prior	FY14	FY15	FY16	FY17	FY18	Total
FINANCING METHOD							
General Fund	1,712,381						1,712,381
Bond Proceeds							0
Sales Tax							0
Other							0
Balance Forward		293,331					
TOTAL	1,712,381	293,331	0	0	0	0	1,712,381
PROJECT COSTS							
Professional Services	1,159,123	293,331					1,452,454
Legal							0
Architect/Engineering							0
Appraisal/Negotiation							0
Construction							0
Land Acquisition							0
Furnishings & Equipment	259,927						259,927
TOTAL	1,419,050	293,331	0	0	0	0	1,712,381
BALANCE	293,331	0	0	0	0	0	0

BENEFIT TO THE COMMUNITY: Enhancements to the system will allow City administrators to provide information in a timelier manner while maintaining the integrity of the accuracy of the information.

IMPACT ON OPERATING BUDGET: The new system will allow departments citywide to reallocate man-hours now spent managing the information for inefficient cumbersome older systems.

22193 TREE PRESERVATION & REPLACEMENT

PROJECT DESCRIPTION: Funding for replacing and preserving trees throughout Muscogee County.

	Prior	FY14	FY15	FY16	FY17	FY18	Total
FINANCING METHOD							
General Fund	107,141						107,141
Bond Proceeds							0
Sales Tax							0
Other							0
Balance Forward		73,741					
TOTAL	107,141	73,741	0	0	0	0	107,141
PROJECT COSTS							
Professional Services	33,400	73,741					107,141
Legal							0
Architect/Engineering							0
Appraisal/Negotiation							0
Construction							0
Land Acquisition							0
Furnishings & Equipment							0
TOTAL	33,400	73,741	0	0	0	0	107,141
BALANCE	73,741	0	0	0	0	0	0

BENEFIT TO THE COMMUNITY: Provides a process that preserves the environment by the planting and preserving trees. Citizens will be able to enjoy the aesthetics and the beneficial environmental effects of trees.

IMPACT ON OPERATING BUDGET: No impact on the FY14 operating budget.

22194 PROPERTY ACQUISITION

PROJECT DESCRIPTION: Funding for the facilitation of the purchase of City real estate. Eligible expenditures are legal fees, surveys, appraisals, environmental assessments, demolitions, site preparation, and other cost deemed appropriate to purchase pro

	Prior	FY14	FY15	FY16	FY17	FY18	Total
FINANCING METHOD							
General Fund	3,759,401						3,759,401
Bond Proceeds							0
Sales Tax							0
Other							0
Balance Forward		55,502					
TOTAL	3,759,401	55,502	0	0	0	0	3,759,401
PROJECT COSTS							
Professional Services							0
Legal	11,714						11,714
Architect/Engineering							0
Appraisal/Negotiation	17,673						17,673
Construction							0
Land Acquisition	3,639,512	55,502					3,695,014
Furnishings & Equipment	35,000						35,000
TOTAL	3,703,899	55,502	0	0	0	0	3,759,401
BALANCE	55,502	0	0	0	0	0	0

BENEFIT TO THE COMMUNITY: This project provides training for City employees to enhance their skills and abilities. With these types of training programs, the City employees will be able to provide a better, more efficient service to the citizens.

IMPACT ON OPERATING BUDGET: No impact on the FY14 operating budget.

22234 HEALTH AND PENSION REPORTS

PROJECT DESCRIPTION: Funding for actuarial services for other post employment benefits (OPEB).

	Prior	FY14	FY15	FY16	FY17	FY18	Total
FINANCING METHOD							
General Fund	164,000						164,000
Bond Proceeds							0
Sales Tax							0
Other							0
Balance Forward		71,975					
TOTAL	164,000	71,975	0	0	0	0	164,000
PROJECT COSTS							
Professional Services	92,025	71,975					164,000
Legal							0
Architect/Engineering							0
Appraisal/Negotiation							0
Construction							0
Land Acquisition							0
Furnishings & Equipment							0
TOTAL	92,025	71,975	0	0	0	0	164,000
BALANCE	71,975	0	0	0	0	0	0

BENEFIT TO THE COMMUNITY: Provides information for employees to be able to continue to receive post employment benefits.

IMPACT ON OPERATING BUDGET: No impact on the FY14 operating budget.

22260 & 91001 800 Mhz DIGITAL UPGRADE

PROJECT DESCRIPTION: Funding for conversion of technology from analog to digital.

	Prior	FY14	FY15	FY16	FY17	FY18	Total
FINANCING METHOD							
General Fund	3,747,286						3,747,286
Bond Proceeds							0
Sales Tax (2009 LOST)	700,000						700,000
Other							0
Balance Forward		700,000					
TOTAL	4,447,286	700,000	0	0	0	0	4,447,286
PROJECT COSTS							
Professional Services							0
Legal							0
Architect/Engineering							0
Appraisal/Negotiation							0
Construction							0
Land Acquisition							0
Furnishings & Equipment	3,747,286	700,000					4,447,286
TOTAL	3,747,286	700,000	0	0	0	0	4,447,286
BALANCE	700,000	0	0	0	0	0	0

BENEFIT TO THE COMMUNITY: This project will provide increased efficiency for the technology incorporated by the City that translates to increased efficiency to citizens.

IMPACT ON OPERATING BUDGET: No impact on the FY14 operating budget.

22934 GOVERNMENT CENTER NEEDS ASSESSMENT

PROJECT DESCRIPTION: Funding to determine the needs to improve the Government Center Tower

	Prior	FY14	FY15	FY16	FY17	FY18	Total
FINANCING METHOD							
General Fund	125,000						125,000
Sewer Fund							0
Paving Fund							0
Integrated Waste Fund							0
Sales Tax							0
Other							0
Balance Forward		125,000					
TOTAL	125,000	125,000	0	0	0	0	125,000
PROJECT COSTS							
Professional Services							0
Legal							0
Architect/Engineering		125,000					125,000
Appraisal/Negotiation							0
Construction							0
Land Acquisition							0
Vehicles & Equipment							0
TOTAL	0	125,000	0	0	0	0	125,000
FINANCING FOR MANAGEMENT	125,000	0	0	0	0	0	0

BENEFIT TO THE COMMUNITY: Improvements to Government Center will provide a safe environment to citizens.

IMPACT ON OPERATING BUDGET: No anticipated impact on the FY14 operating budget.

50255/82003/82008 CITIZENS SERVICE CENTER

PROJECT DESCRIPTION: To construct a facility to be a one stop shop where all citizens will go to transact business.

	Prior	FY14	FY15	FY16	FY17	FY18	Total
FINANCING METHOD							
General Fund							0
Bond Proceeds	12,022,690						12,022,690
Sales Tax (1999 SPLOST)	3,100,000						3,100,000
Other							0
Balance Forward		2,116,145					
TOTAL	15,122,690	2,116,145	0	0	0	0	15,122,690
PROJECT COSTS							
Professional Services	263						263
Legal							0
Architect/Engineering	666,667						666,667
Appraisal/Negotiation							0
Construction	11,661,971	1,729,722					13,391,693
Land Acquisition							0
Furniture & Equipment	677,644	386,423					1,064,067
TOTAL	13,006,545	2,116,145	0	0	0	0	15,122,690
BALANCE	2,116,145	0	0	0	0	0	0

BENEFIT TO THE COMMUNITY: More efficient manner to accommodate citizen's who need to obtain licenses or make payments.

IMPACT ON OPERATING BUDGET: No anticipated impact on the FY14 operating budget.

50500 MCSD LIBRARY

PROJECT DESCRIPTION: The land acquisition, site preparation, design and construction of a 100,000 square library that will meet the needs of Muscogee County for the 21st Century. The new library will replace the current 49 years old 45,000 square foot facility. The new library will incorporate cutting edge technology and provide space to expand all services provided by the library. The library is operated by the Muscogee County School District.

	Prior	FY14	FY15	FY16	FY17	FY18	Total
FINANCING METHOD							
General Fund							0
Bond Proceeds							0
Sales Tax (1999 SPLOST)	43,214,957						43,214,957
Other							0
Balance Forward		401,290					
TOTAL	43,214,957	401,290	0	0	0	0	43,214,957
PROJECT COSTS							
Professional Services	144,715						144,715
Legal	211,607						211,607
Architect/Engineering	1,774,528	7,368					1,781,896
Appraisal/Negotiation							0
Construction	25,034,204	393,922					25,428,126
Land Acquisition	2,995,435						2,995,435
Furniture & Equipment	12,653,178						12,653,178
TOTAL	42,813,667	401,290	0	0	0	0	43,214,957
BALANCE	401,290	0	0	0	0	0	0

BENEFIT TO THE COMMUNITY: This project will provide an improved quality of life environment for the City. This type project has an impact on the perceived quality of life and is important in attracting new industry to the area.

IMPACT ON OPERATING BUDGET: No anticipated impact on the FY14 operating budget.

50502 BULL CREEK GOLF COURSE

PROJECT DESCRIPTION: Renovation of the Bull Creek Golf Course. The scope of the project includes renovations and upgrades of the irrigation system, drainage, turf, sand traps, tee boxes, greens and cart paths.

	Prior	FY14	FY15	FY16	FY17	FY18	Total
FINANCING METHOD							
General Fund							0
Bond Proceeds							0
Sales Tax (1999 SPLOST)	2,239,082						2,239,082
Other							0
Balance Forward		31,174					
TOTAL	2,239,082	31,174	0	0	0	0	2,239,082
PROJECT COSTS							
Professional Services							0
Legal							0
Architect/Engineering	157,149						157,149
Appraisal/Negotiation							0
Construction/Improvements	2,050,759	31,174					2,081,933
Land Acquisition							0
Furnishings & Equipment							0
TOTAL	2,207,908	31,174	0	0	0	0	2,239,082
BALANCE	31,174	0	0	0	0	0	0

BENEFIT TO THE COMMUNITY: The improvements will increase the opportunity to bring tournaments and other group outings to the facility, which will to attract patrons to the City of Columbus. This type project will have an impact on the perceived quality of life and are important in attracting new industry to the area.

IMPACT ON OPERATING BUDGET: No impact on the FY14 operating budget.

50601 NFL IMPROVEMENTS

PROJECT DESCRIPTION: The project includes the acquisition of approximately 2,500 acres of land which was part of the Fort Benning Military Reservation and the construction of necessary infrastructure including roads and utilities to provide for new and expanding industries.

	Prior	FY14	FY15	FY16	FY17	FY18	Total
FINANCING METHOD							
General Fund							0
Bond Proceeds							0
Sales Tax (1999 SPLOST)	7,547,072						7,547,072
Other							0
Balance Forward		1,823,770					
TOTAL	7,547,072	1,823,770	0	0	0	0	7,547,072
PROJECT COSTS							
Professional Services	30,024						30,024
Legal	13,929	10,000					23,929
Architect/Engineering	1,309,803	50,000					1,359,803
Appraisal/Negotiation	27,546	50,000					77,546
Construction/Improvements	1,831,845	605,713					2,437,558
Land Acquisition	2,510,155	1,108,057					3,618,212
Furnishings & Equipment							0
TOTAL	5,723,302	1,823,770	0	0	0	0	7,547,072
BALANCE	1,823,770	0	0	0	0	0	0

BENEFIT TO THE COMMUNITY: The project will spur industrial development and growth within the community, therefore, creating job opportunities for the citizens of Columbus and the region.

IMPACT ON OPERATING BUDGET: No impact on the FY14 operating budget.

50603 ENTERPRISE ZONE

PROJECT DESCRIPTION: The project includes the acquisition of land for commercial and industrial areas, infrastructure improvements, relocation assistance, and demolition and site preparation. The purpose of this project is to create new jobs and improve the quality of life.

	Prior	FY14	FY15	FY16	FY17	FY18	Total
FINANCING METHOD							
General Fund							0
Bond Proceeds							0
Sales Tax (1999 SPLOST)	3,180,000						3,180,000
Other							0
Balance Forward		433,701					
TOTAL	3,180,000	433,701	0	0	0	0	3,180,000
PROJECT COSTS							
Professional Services	65,717	10,000					75,717
Legal	44,075	10,000					54,075
Architect/Engineering	438,020	10,000					448,020
Appraisal/Negotiation	5,823	10,000					15,823
Construction	352,319	243,701					596,020
Land Acquisition	1,840,345	150,000					1,990,345
Furnishings & Equipment							0
TOTAL	2,746,299	433,701	0	0	0	0	3,180,000
BALANCE	433,701	0	0	0	0	0	0

BENEFIT TO THE COMMUNITY: This project provides training for City employees to enhance their skills and abilities. With these types of training programs, the City employees will be able to provide a better, more efficient service to the citizens.

IMPACT ON OPERATING BUDGET: No impact on the FY14 operating budget.

50604 & 50620 LIBERTY DISTRICT REDEVELOPMENT

PROJECT DESCRIPTION: The project includes redevelopment projects centered around the Liberty Theater area for the development, entertainment, and residential district.

	Prior	FY14	FY15	FY16	FY17	FY18	Total
FINANCING METHOD							
General Fund							0
Bond Proceeds							0
Sales Tax (1999 SPLOST)	5,000,000						5,000,000
Other							0
Balance Forward		2,482,037					
TOTAL	5,000,000	2,482,037	0	0	0	0	5,000,000
PROJECT COSTS							
Professional Services	40						40
Legal	34,908	10,000					44,908
Architect/Engineering	100,944	10,000					110,944
Appraisal/Negotiation	10,900						10,900
Construction	296,566	1,751,817					2,048,383
Land Acquisition	2,074,605	710,220					2,784,825
Furnishings & Equipment							0
TOTAL	2,517,963	2,482,037	0	0	0	0	5,000,000
BALANCE	2,482,037	0	0	0	0	0	0

BENEFIT TO THE COMMUNITY: In conjunction with other projects in the Uptown Business District, the Liberty District redevelopment will attract patrons and tourists to the City of Columbus. This type project will have an impact on the perceived quality of life and is important in attracting new industry to the area.

IMPACT ON OPERATING BUDGET: No impact on the FY14 operating budget.

50605 & 50611 OXBOW MEADOW DEVELOPMENT

PROJECT DESCRIPTION: The project includes redevelopment projects centered around the Oxbow Meadows area for the development, entertainment, and residential district.

	Prior	FY14	FY15	FY16	FY17	FY18	Total
FINANCING METHOD							
General Fund							0
Bond Proceeds							0
Sales Tax (1999 SPLOST)	10,000,000						10,000,000
Other							0
Balance Forward		751,885					
TOTAL	10,000,000	751,885	0	0	0	0	10,000,000
PROJECT COSTS							
Professional Services							0
Legal	2,497						2,497
Architect/Engineering	1,174,998						1,174,998
Appraisal/Negotiation							0
Construction	6,361,052	751,885					7,112,937
Land Acquisition	1,709,568						1,709,568
Furnishings & Equipment							0
TOTAL	9,248,115	751,885	0	0	0	0	10,000,000
BALANCE	751,885	0	0	0	0	0	0

BENEFIT TO THE COMMUNITY: In conjunction with other projects, the Oxbow Meadows redevelopment will attract patrons and tourists to the City of Columbus. This type project will have an impact on the perceived quality of life and is important to attract new industry to the area .

IMPACT ON OPERATING BUDGET: No impact on the FY14 operating budget.

50610 OLD CAMP CLOSURE - OXBOW MEADOW

PROJECT DESCRIPTION: The project includes redevelopment projects centered around the Oxbow Meadows area for the development, entertainment, and residential district.

	Prior	FY14	FY15	FY16	FY17	FY18	Total
FINANCING METHOD							
General Fund							0
Bond Proceeds							0
Sales Tax (1999 SPLOST)	5,932,735						5,932,735
Other							0
Balance Forward		12,846					
TOTAL	5,932,735	12,846	0	0	0	0	5,932,735
PROJECT COSTS							
Professional Services							0
Legal							0
Architect/Engineering	234,951						234,951
Appraisal/Negotiation							0
Construction	5,684,938	12,846					5,697,784
Land Acquisition							0
Furnishings & Equipment							0
TOTAL	5,919,889	12,846	0	0	0	0	5,932,735
BALANCE	12,846	0	0	0	0	0	0

BENEFIT TO THE COMMUNITY: In conjunction with other projects, the Oxbow Meadows redevelopment will attract patrons and tourists to the City of Columbus. This type project will have an impact on the perceived quality of life and is important to attract new families/businesses to the area.

IMPACT ON OPERATING BUDGET: No impact on the FY14 operating budget.

82004 CSC PARKING GARAGE

PROJECT DESCRIPTION: This project consists of the construction and equipping of a parking garage to be operated and maintained by the Consolidated Government. The garage will be located in the area of the Citizen Service Center.

	Prior	FY14	FY15	FY16	FY17	FY18	Total
FINANCING METHOD							
Paving Fund							0
Bond Proceeds	6,807,319						6,807,319
Sales Tax							0
Other							0
Balance Forward		22,672					
TOTAL	6,807,319	22,672	0	0	0	0	6,807,319
PROJECT COSTS							
Professional Services							0
Legal							0
Architect/Engineering	2,084,824						2,084,824
Appraisals/Negotiations							0
Construction	4,699,823	22,672					4,722,495
Land Acquisition							0
Furnishings & Equipment							0
TOTAL	6,784,647	22,672	0	0	0	0	6,807,319
BALANCE	22,672	0	0	0	0	0	0

BENEFIT TO THE COMMUNITY: The parking garage will provide parking for patrons in the City of Columbus.

IMPACT ON OPERATING BUDGET: No impact on the FY14 operating budget.

90001 LOST INFORMATION TECHNOLOGY

PROJECT DESCRIPTION: The project includes funding to improve the computer technology for the Columbus Consolidated Government.

	Prior	FY14	FY15	FY16	FY17	FY18	Total
FINANCING METHOD							
General Fund							0
Bond Proceeds							0
Sales Tax (2009 LOST)	1,700,000	250,000					1,950,000
Other							0
Balance Forward		707,503					
TOTAL	1,700,000	957,503	0	0	0	0	1,950,000
PROJECT COSTS							
Professional Services							0
Legal							0
Architect/Engineering							0
Appraisal/Negotiation							0
Construction							0
Land Acquisition							0
Furnishings & Equipment	992,497	957,503					1,950,000
TOTAL	992,497	957,503	0	0	0	0	1,950,000
BALANCE	707,503	0	0	0	0	0	0

BENEFIT TO THE COMMUNITY: Enhancement to the computer technology will provide efficiency to every department in the Columbus Consolidated Government which translates to providing improved services to the citizens.

IMPACT ON OPERATING BUDGET: No impact on the FY14 operating budget.

96001 LOST FACILITIES MAINTENANCE

PROJECT DESCRIPTION: The project funds the repairs and upgrades to the facilities owned by the Columbus Consolidated Government.

	Prior	FY14	FY15	FY16	FY17	FY18	Total
FINANCING METHOD							
General Fund							0
Bond Proceeds							0
Sales Tax (2009 LOST)	0	500,000					500,000
Other							0
Balance Forward		0					
TOTAL	0	500,000	0	0	0	0	500,000
PROJECT COSTS							
Professional Services							0
Legal							0
Architect/Engineering							0
Appraisal/Negotiation							0
Construction		500,000					500,000
Land Acquisition							0
Furnishings & Equipment							0
TOTAL	0	500,000	0	0	0	0	500,000
BALANCE	0	0	0	0	0	0	0

BENEFIT TO THE COMMUNITY: The repairs and upgrades to facilities will provide a comfortable environment for citizens to enjoy when they are using the facilities.

IMPACT ON OPERATING BUDGET: No impact on the FY14 operating budget.

96005 LOST FACILITIES MAINT. - KEEP COLUMBUS BEAUTIFUL

PROJECT DESCRIPTION: The project funds the repairs and upgrades to the facilities owned by the Columbus Consolidated Government.

	Prior	FY14	FY15	FY16	FY17	FY18	Total
FINANCING METHOD							
General Fund							0
Bond Proceeds							0
Sales Tax (2009 LOST)	47,947						47,947
Other							0
Balance Forward		20,544					
TOTAL	47,947	20,544	0	0	0	0	47,947
PROJECT COSTS							
Professional Services							0
Legal							0
Architect/Engineering	1,800						1,800
Appraisal/Negotiation							0
Construction	25,603	20,544					46,147
Land Acquisition							0
Furnishings & Equipment							0
TOTAL	27,403	20,544	0	0	0	0	47,947
BALANCE	20,544	0	0	0	0	0	0

BENEFIT TO THE COMMUNITY: The repairs and upgrades to facilities will provide a comfortable environment for citizens to enjoy when they are using the facilities.

IMPACT ON OPERATING BUDGET: No impact on the FY14 operating budget.

96015 RIVER ROAD RADIO TOWER HVAC

PROJECT DESCRIPTION: This project funds the repairs to the HVAC at the River Road Radio Tower.

	Prior	FY13	FY14	FY15	FY16	FY17	Total
FINANCING METHOD							
General Fund							0
Bond Proceeds							0
Sales Tax (2009 LOST)	10,000						10,000
Other							0
Balance Forward		250					
TOTAL	10,000	250	0	0	0	0	10,000
PROJECT COSTS							
Professional Services							0
Legal							0
Architect/Engineering							0
Appraisal/Negotiation							0
Construction							0
Land Acquisition							0
Furnishings & Equipment	9,750	250					10,000
TOTAL	9,750	250	0	0	0	0	10,000
BALANCE	250	0	0	0	0	0	0

BENEFIT TO THE COMMUNITY: The repairs will keep the essential parts of the radio tower functioning efficiently and therefore the community benefit is the vital usage of the radio tower by citizens.

IMPACT ON OPERATING BUDGET: No anticipated impact on the FY14 operating budget.

96016 COOPER CREEK WALKING TRAIL RAILING

PROJECT DESCRIPTION: To repair railing at the Cooper Creek Walking Trail.

	Prior	FY14	FY15	FY16	FY17	FY18	Total
FINANCING METHOD							
General Fund							0
Bond Proceeds							0
Sales Tax (2009 LOST)	22,000						22,000
Other							0
Balance Forward		22,000					
TOTAL	22,000	22,000	0	0	0	0	22,000
PROJECT COSTS							
Professional Services							0
Legal							0
Architect/Engineering							0
Appraisal/Negotiation							0
Construction		22,000					22,000
Land Acquisition							0
Furnishings & Equipment							0
TOTAL	0	22,000	0	0	0	0	22,000
BALANCE	22,000	0	0	0	0	0	0

BENEFIT TO THE COMMUNITY: The repairs will be a safety benefit to the citizens of the community.

IMPACT ON OPERATING BUDGET: No impact on the FY14 operating budget.

96018 DOUBLE CHURCHES TENNIS COURT LIGHTING

PROJECT DESCRIPTION: The project funds the repair of lighting at Double Churches Tennis Court.

	Prior	FY14	FY15	FY16	FY17	FY18	Total
FINANCING METHOD							
General Fund							0
Bond Proceeds							0
Sales Tax (2009 LOST)	50,000						50,000
Other							0
Balance Forward		50,000					
TOTAL	50,000	50,000	0	0	0	0	50,000
PROJECT COSTS							
Professional Services							0
Legal							0
Architect/Engineering							0
Appraisal/Negotiation							0
Construction		50,000					50,000
Land Acquisition							0
Furnishings & Equipment							0
TOTAL	0	50,000	0	0	0	0	50,000
BALANCE	50,000	0	0	0	0	0	0

BENEFIT TO THE COMMUNITY: The repairs and upgrades to facilities will provide a comfortable environment for citizens to enjoy when they are using the facilities.

IMPACT ON OPERATING BUDGET: No impact on the FY14 operating budget.

96019 LOST FACILITIES MAINT. - OLD MCP ROOF

PROJECT DESCRIPTION: The project funds the repairs and upgrades to the facilities owned by the Columbus Consolidated Government.

	Prior	FY14	FY15	FY16	FY17	FY18	Total
FINANCING METHOD							
General Fund							0
Bond Proceeds							0
Sales Tax (2009 LOST)		250,000					250,000
Other							0
Balance Forward		0					
TOTAL	0	250,000	0	0	0	0	250,000
PROJECT COSTS							
Professional Services							0
Legal							0
Architect/Engineering							0
Appraisal/Negotiation							0
Construction		250,000					250,000
Land Acquisition							0
Furnishings & Equipment							0
TOTAL	0	250,000	0	0	0	0	250,000
BALANCE	0	0	0	0	0	0	0

BENEFIT TO THE COMMUNITY: The repairs and upgrades to facilities will provide a comfortable environment for citizens to enjoy when they are using the facilities.

IMPACT ON OPERATING BUDGET: No impact on the FY14 operating budget.

98001 ASSET MANAGEMENT SOFTWARE

PROJECT DESCRIPTION: Funding for software to manage assets within Columbus Consolidated Government.

	Prior	FY14	FY15	FY16	FY17	FY18	Total
FINANCING METHOD							
General Fund							0
Bond Proceeds							0
Sales Tax (2009 LOST)	50,000						50,000
Other							0
Balance Forward		50,000					
TOTAL	50,000	50,000	0	0	0	0	50,000
PROJECT COSTS							
Professional Services							0
Legal							0
Architect/Engineering							0
Appraisal/Negotiation							0
Construction							0
Land Acquisition							0
Furnishings & Equipment		50,000					50,000
TOTAL	0	50,000	0	0	0	0	50,000
BALANCE	50,000	0	0	0	0	0	0

BENEFIT TO THE COMMUNITY: This project will provide increased efficiency for the technology incorporated by the City that translates to increased efficiency to citizens.

IMPACT ON OPERATING BUDGET: No impact on the FY14 operating budget.

98002 RADIO SYSTEM MAINTENANCE

PROJECT DESCRIPTION: Funding for emergency repairs for the radio system.

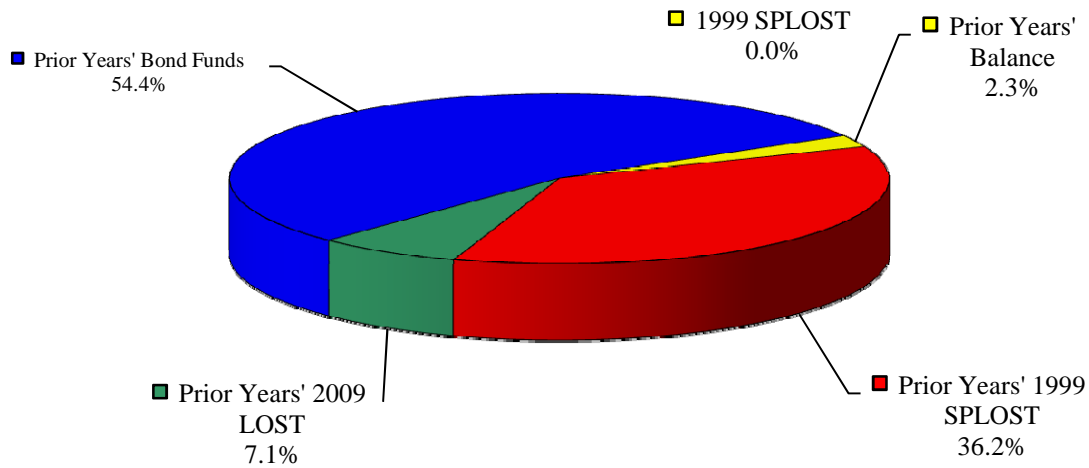
	Prior	FY14	FY15	FY16	FY17	FY18	Total
FINANCING METHOD							
General Fund							0
Bond Proceeds							0
Sales Tax (2009 LOST)	50,000						50,000
Other							0
Balance Forward		50,000					
TOTAL	50,000	50,000	0	0	0	0	50,000
PROJECT COSTS							
Professional Services							0
Legal							0
Architect/Engineering							0
Appraisal/Negotiation							0
Construction							0
Land Acquisition							0
Furnishings & Equipment		50,000					50,000
TOTAL	0	50,000	0	0	0	0	50,000
BALANCE	50,000	0	0	0	0	0	0

BENEFIT TO THE COMMUNITY: Radios are relied upon by emergency personnel therefore citizens benefit in those emergency situations if radio system is kept working.

IMPACT ON OPERATING BUDGET: No impact on the FY14 operating budget.

PARKS, RECREATION & LEISURE SUMMARY

**FY14 FINANCING METHOD
\$310,767**

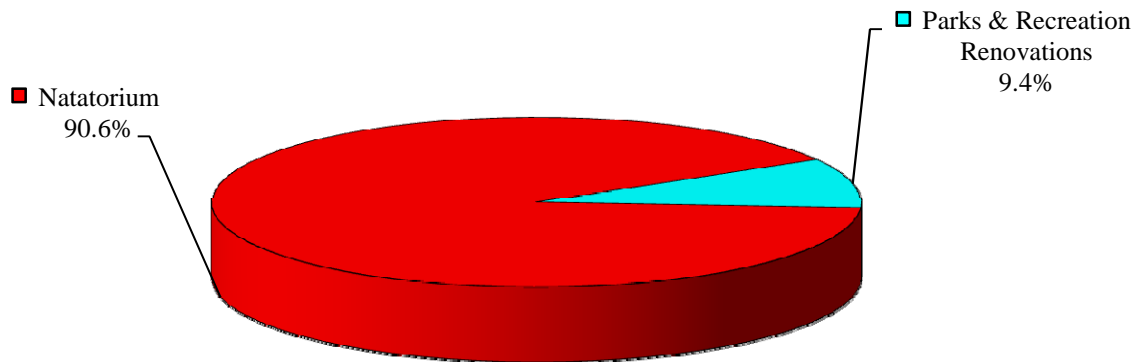


FY14 FINANCING FOR PARKS & RECREATION PROJECTS

<u>METHOD/SOURCE</u>	<u>AMOUNT</u>
General Fund	\$0
2009 LOST	0
1999 SPLOST	0
Prior Years' Balance	7,096
Prior Years' 1999 SPLOST	112,626
Prior Years' 2009 LOST	22,039
Prior Years' Bond Funds	169,006
FY14 TOTAL	\$310,767

PARKS, RECREATION & LEISURE SUMMARY

FY14 PROJECT COSTS \$310,767



FY14 PARKS & RECREATION PROJECTS

<u>PROJECT</u>	<u>AMOUNT</u>
Parks & Recreation Renovations	\$29,136
Natatorium	281,631
FY14 TOTAL	<u><u>\$310,767</u></u>

22928 & 96017 COMER GYM RESTORATION

MANAGING DEPARTMENT: Parks and Recreation

PROJECT DESCRIPTION: This project is for the restoration of Comer Gym.

	Prior	FY14	FY15	FY16	FY17	FY18	Total
FINANCING METHOD							
General Fund	771,148						771,148
Bond Proceeds							0
Sales Tax (2009 LOST)	1,767,306						1,767,306
Other							0
Balance Forward		29,136					
TOTAL	2,538,454	29,136	0	0	0	0	2,538,454
PROJECT COSTS							
Professional Services							0
Legal							0
Architect/Engineering	11,154						11,154
Appraisal/Negotiation							0
Construction	2,488,177	29,136					2,517,313
Land Acquisition							0
Furnishings & Equipment	9,987						9,987
TOTAL	2,509,318	29,136	0	0	0	0	2,538,454
BALANCE	29,136	0	0	0	0	0	0

BENEFIT TO THE COMMUNITY: The project will restore and enhance Comer Gym which will provide an improved quality of life through increased recreational activities and opportunities for the citizens of Columbus and surrounding areas.

IMPACT ON OPERATING BUDGET: No impact on the FY14 operating budget.

50253 & 82002 POOLS - Natatorium

MANAGING DEPARTMENT: Parks & Recreation

PROJECT DESCRIPTION: This project consists of the construction of a natatorium at a location within the City. The pool will include a zero depth pool, deck areas, water play features, pool house and mechanical systems.


	Prior	FY14	FY15	FY16	FY17	FY18	Total
FINANCING METHOD							
General Fund							0
Bond Proceeds	10,141,888						10,141,888
Sales Tax (1999 SPLOST)	2,920,167						2,920,167
Other							0
Balance Forward		281,631					
TOTAL	13,062,055	281,631	0	0	0	0	13,062,055
PROJECT COSTS							
Professional Services							0
Legal							0
Architect/Engineering	666,667						666,667
Appraisal/Negotiation							0
Construction	12,113,757	281,631					12,395,388
Land Acquisition							0
Furnishings & Equipment							0
TOTAL	12,780,424	281,631	0	0	0	0	13,062,055
BALANCE	281,631	0	0	0	0	0	0

BENEFIT TO THE COMMUNITY: The project will enhance the park and provide an improved quality of life through increased programming opportunities and operating hours.

IMPACT ON OPERATING BUDGET: When construction is complete, the existing neighborhood pools will be closed and staff will be consolidated to the new pool. The funds used to operate the existing neighborhood pools will be utilized to operate the new pool with little or no impact on the operating budget.

PUBLIC SAFETY/CRIMINAL JUSTICE SUMMARY

FY14 FINANCING METHOD
\$2,011,624

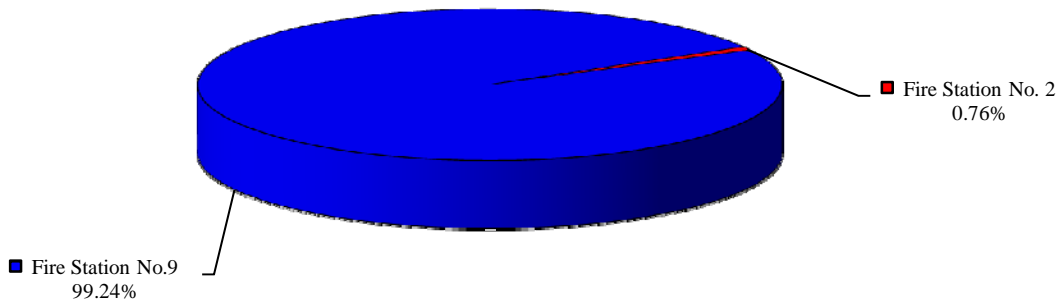


FY14 FINANCING FOR PUBLIC SAFETY/CRIMINAL JUSTICE PROJECTS

<u>METHOD/SOURCE</u>	
1999 SPLOST	\$0
Prior Years' 1999 SPLOST	0
Prior Years' Bond Funds	<u>2,011,624</u>
FY14 TOTAL	<u><u>\$2,011,624</u></u>

PUBLIC SAFETY/CRIMINAL JUSTICE SUMMARY

FY14 PROJECT COSTS
\$2,011,624



FY14 PUBLIC SAFETY/CRIMINAL JUSTICE PROJECTS

<u>PROJECT</u>	
Fire Station No. 2	\$15,243
Fire Station No.9	\$1,996,381
FY14 TOTAL	\$2,011,624

40231 FIRE STATION NO. 2

PROJECT DESCRIPTION: This project will provide the Fire/EMS department with a brand new facility and will replace the existing location on 29th Street.

	Prior	FY14	FY15	FY16	FY17	FY18	Total
FINANCING METHOD							
General Fund							0
Bond Proceeds	1,813,296						1,813,296
Sales Tax							0
Other							0
Balance Forward		15,243					
TOTAL	1,813,296	15,243	0	0	0	0	1,813,296
PROJECT COSTS							
Professional Services							0
Legal							0
Architect/Engineering	44,713						44,713
Appraisal/Negotiations							0
Construction	1,352,807						1,352,807
Land Acquisition							0
Vehicles & Equipment	400,533	15,243					415,776
TOTAL	1,798,053	15,243	0	0	0	0	1,813,296
BALANCE	15,243	0	0	0	0	0	0

BENEFIT TO THE COMMUNITY: An improved facility will give the community a more appealing station and provide updated facilities for firefighters and staff.

IMPACT ON OPERATING BUDGET: No impact on the FY14 operating budget. Costs will be absorbed by the General Fund and the Fire/EMS department, once the station is operational.

82001 FIRE STATION NO. 9

PROJECT DESCRIPTION: This project will provide the Fire/EMS department with a brand new facility.

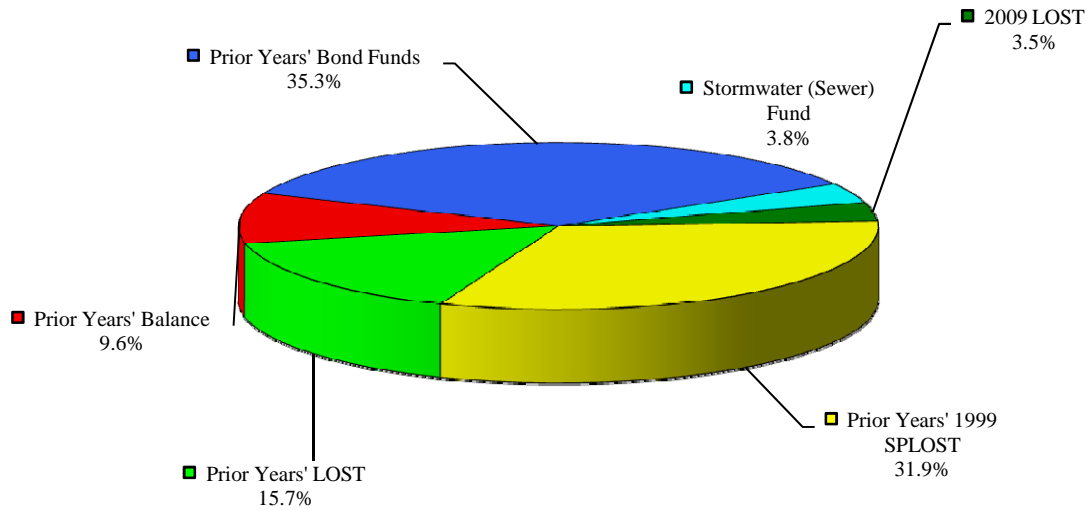
	Prior	FY14	FY15	FY16	FY17	FY18	Total
FINANCING METHOD							
General Fund							0
Bond Proceeds	2,000,000						2,000,000
Sales Tax							0
Other							0
Balance Forward		1,996,381					
TOTAL	2,000,000	1,996,381	0	0	0	0	2,000,000
PROJECT COSTS							
Professional Services		10,000					10,000
Legal	3,619	6,381					10,000
Architect/Engineering		50,000					50,000
Appraisal/Negotiations							0
Construction		1,930,000					1,930,000
Land Acquisition							0
Vehicles & Equipment							0
TOTAL	3,619	1,996,381	0	0	0	0	2,000,000
BALANCE	1,996,381	0	0	0	0	0	0

BENEFIT TO THE COMMUNITY: An improved facility will give the community a more appealing station and provide updated facilities for firefighters and staff.

IMPACT ON OPERATING BUDGET: No impact on the FY14 operating budget. Costs will be absorbed by the General Fund and the Fire/EMS department, once the station is operational.

DRAINAGE SUMMARY

**FY14 FINANCING METHOD
\$21,176,163**

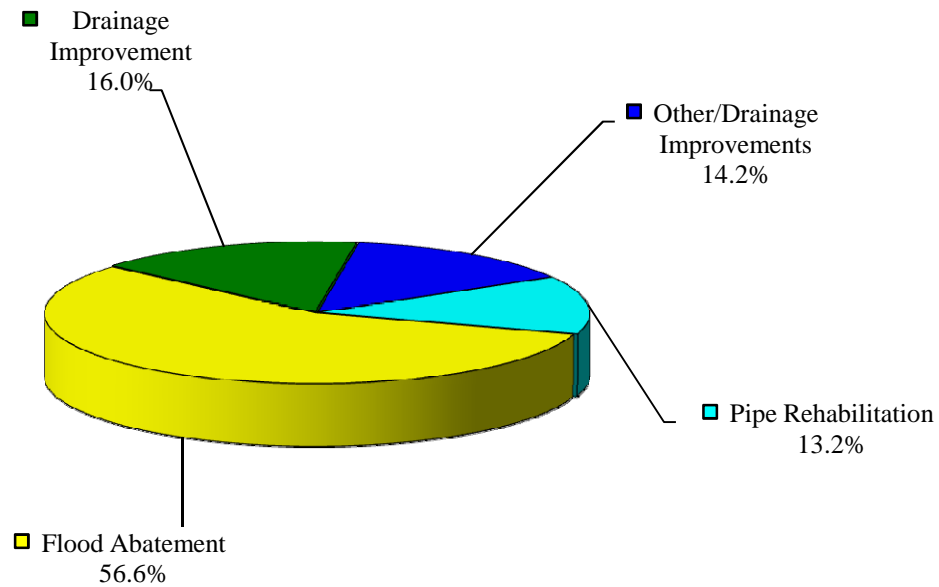


FY14 FINANCING FOR DRAINAGE PROJECTS

<u>METHOD/SOURCE</u>	<u>AMOUNT</u>
Stormwater (Sewer) Fund	\$812,617
1999 SPLOST	0
2009 LOST	750,000
Bond Proceeds	0
Prior Years' 1999 SPLOST	6,761,882
Prior Years' LOST	3,332,326
Prior Years' Balance	2,034,478
Prior Years' Bond Funds	7,484,860
FY14 TOTAL	<u><u>\$21,176,163</u></u>

DRAINAGE SUMMARY

**FY14 PROJECT COSTS
\$21,176,163**



<u>PROJECT</u>	<u>AMOUNT</u>
Sewer Fund/Various	0
Cherokee Retaining Wall	505,022
Pipe Rehab	2,802,781
Fleet Management EPA	177,190
Vehicle Replacement	390,000
6th Ave Flood Abatement	6,443,503
Lindsey Creek Flood Study	4,873
Sugar Mill Watershed	49,500
Cusseta Road Fold Pack	247,666
Flood Studies UDAG	28,999
Cusseta Road UDAG	9,730
Oakland Park Drainage UDAG	1,386,064
Breeds Hill Loop	50,750
Martha's Loop	100
Upper Weracoba Basin	265,418
Mobley Road Flood Study	20,225
Stormwater/Flood Abatement	5,537,092
Dredging Watershed	250,000
LOST Stormwater Enhancements	1,069,535
Riverwalk Renovations	1,834,054
35st Replacement	103,661
FY14 TOTAL	<u><u>\$21,176,163</u></u>

20200 SEWER / VARIOUS

MANAGING DEPARTMENT: Engineering

PROJECT DESCRIPTION: Funds set aside to cover the various expenses related to the stormwater within Muscogee county.

	Prior	FY14	FY15	FY16	FY17	FY18	Total
FINANCING METHOD							
Sewer Fund	6,087						6,087
Bond Proceeds							0
Sales Tax							0
Other							0
Balance Forward		0					
TOTAL	6,087	0	0	0	0	0	6,087
PROJECT COSTS							
Professional Services							0
Legal							0
Architect/Engineering	6,087						6,087
Appraisal/Negotiations							0
Construction							0
Land Acquisition							0
Furnishings & Equipment							0
	6,087	0	0	0	0	0	6,087
BALANCE	0	0	0	0	0	0	0

BENEFIT TO THE COMMUNITY: Will repair and construct stormwater devices in

IMPACT ON OPERATING BUDGET: No impact on the operating budget.

20757 & 50805 CHEROKEE RETAINING WALL

MANAGING DEPARTMENT: Engineering

PROJECT DESCRIPTION: Replace existing retaining wall that was constructed in the 1950's. Portions of this wall have previously collapsed thus obstructing the stream flow and causing property damage.

	Prior	FY14	FY15	FY16	FY17	FY18	Total
FINANCING METHOD							
Stormwater (Sewer) Fund	770,141						770,141
Bond Proceeds							0
Sales Tax (1999 SPLOST)	500,000						500,000
Other							0
Balance Forward		505,022					
TOTAL	1,270,141	505,022	0	0	0	0	1,270,141
PROJECT COSTS							
Professional Services							0
Legal							0
Architect/Engineering	43,978	100,000					143,978
Appraisal/Negotiations							0
Construction	721,141	405,022					1,126,163
Land Acquisition							0
Furnishings & Equipment							0
	765,119	505,022	0	0	0	0	1,270,141
BALANCE	505,022	0	0	0	0	0	0

BENEFIT TO THE COMMUNITY: Reduction of potential safety hazards and property

IMPACT ON OPERATING BUDGET: Reduction of maintenance and repair costs as well as

20770 & 94005 PIPE REHABILITATION

MANAGING DEPARTMENT: Engineering

PROJECT DESCRIPTION: Funding for the rehabilitation of the deteriorating combined sewers in the downtown area. Many of the storm sewers have been in place for more than 100 years.

	Prior	FY14	FY15	FY16	FY17	FY18	Total
FINANCING METHOD							
Stormwater (Sewer) Fund	3,357,798	762,617					4,120,415
Bond Proceeds							0
Sales Tax (2009 LOST)	1,075,076						1,075,076
Other							0
Balance Forward		2,040,164					
TOTAL	4,432,874	2,802,781	0	0	0	0	5,195,491
PROJECT COSTS							
Professional Services		50,000					50,000
Legal		10,000					10,000
Architect/Engineering	49,611	200,000					249,611
Appraisal/Negotiations							0
Construction	2,343,099	2,542,781					4,885,880
Land Acquisition							0
Furnishings & Equipment							0
	2,392,710	2,802,781	0	0	0	0	5,195,491
BALANCE	2,040,164	0	0	0	0	0	0

BENEFIT TO THE COMMUNITY: Avoid possible property damage and/or personal injury

IMPACT ON OPERATING BUDGET: Avoidance for thousands of dollars to City right-of-way and possible building damage.

20771 FLEET MANAGEMENT EPA

MANAGING DEPARTMENT: Public Works

PROJECT DESCRIPTION: The project will bring the Fleet Maintenance Complex into compliance with U. S. Environmental Protection Agency (EPA) Clean Water Act. This project will consist of installing a drainage system with oil/water separators, which are then connected to the sanitary sewer.

	Prior	FY14	FY15	FY16	FY17	FY18	Total
FINANCING METHOD							
Stormwater (Sewer) Fund	1,137,782						1,137,782
Bond Proceeds							0
Sales Tax							0
Other							0
Balance Forward		177,190					
TOTAL	1,137,782	177,190	0	0	0	0	1,137,782
PROJECT COSTS							
Professional Services							0
Legal							0
Architect/Engineering	506,241	177,190					683,431
Appraisal/Negotiations							0
Construction	454,351						454,351
Land Acquisition							0
Furnishings & Equipment							0
	960,592	177,190	0	0	0	0	1,137,782
BALANCE	177,190	0	0	0	0	0	0

BENEFIT TO THE COMMUNITY: The oil/water separators will prevent contaminated

IMPACT ON OPERATING BUDGET: Reduces the possibilities of violations of the Clean

22175, 20782, 21021, 20710 VEHICLE REPLACEMENT

MANAGING DEPARTMENT: Public Works

PROJECT DESCRIPTION: The initial fund to establish and maintain a vehicle replacement program within the City. The funding will provide for the replacement of vehicles based on criteria established by the Fleet Manager.

	Prior	FY14	FY15	FY16	FY17	FY18	Total
FINANCING METHOD							
General Fund	168,230						168,230
Sewer Fund	587,719						587,719
Paving Fund	22,400						22,400
Integrated Waste Fund	439,000						439,000
Sales Tax							0
Other							0
Balance Forward		390,000					
TOTAL	587,719	390,000	0	0	0	0	587,719
PROJECT COSTS							
Professional Services							0
Legal							0
Architect/Engineering							0
Appraisal/Negotiation							0
Construction							0
							0
Vehicles & Equipment	197,719	390,000					587,719
TOTAL	197,719	390,000	0	0	0	0	587,719
BALANCE	390,000	0	0	0	0	0	0

BENEFIT TO THE COMMUNITY: The regular replacement of vehicles will provide a better maintained and more efficient fleet of vehicles on the city streets.

IMPACT ON OPERATING BUDGET: No anticipated impact on the FY14 operating budget.

20797/81002/82007 6TH AVENUE FLOOD ABATEMENT

MANAGING DEPARTMENT: Engineering

PROJECT DESCRIPTION: Construction of enhancements to the stormwater infrastructure in the area surrounding 6th Avenue. The work includes planning/study, design, and construction of the stormwater system enhancements.

	Prior	FY14	FY15	FY16	FY17	FY18	Total
FINANCING METHOD							
Stormwater (Sewer) Fund	2,149,236						2,149,236
Bond Proceeds	22,496,739						22,496,739
Sales Tax							0
Other							0
Balance Forward		6,443,503					
TOTAL	24,645,975	6,443,503	0	0	0	0	24,645,975
PROJECT COSTS							
Professional Services							0
Legal							0
Architect/Engineering	1,561,552						1,561,552
Appraisal/Negotiations	950						950
Construction	16,639,970	6,443,503					23,083,473
Land Acquisition							0
Furnishings & Equipment							0
	18,202,472	6,443,503	0	0	0	0	24,645,975
BALANCE	6,443,503	0	0	0	0	0	0

BENEFIT TO THE COMMUNITY: Prevents future liability to the City for damages to nearby

IMPACT ON OPERATING BUDGET: Reduces repair and maintenance costs to the area.

21095 & 21116 LINDSEY CREEK FLOOD STUDY

MANAGING DEPARTMENT: Engineering

PROJECT DESCRIPTION: To conduct a study in this area of the City in order to prevent flood damage.

	Prior	FY14	FY15	FY16	FY17	FY18	Total
FINANCING METHOD							
Stormwater (Sewer) Fund	140,363						140,363
Bond Proceeds							0
Sales Tax							0
Other							0
Balance Forward		4,873					
TOTAL	140,363	4,873	0	0	0	0	140,363
PROJECT COSTS							
Professional Services							0
Legal							0
Architect/Engineering	135,490	4,873					140,363
Appraisal/Negotiations							0
Construction							0
Land Acquisition							0
Furnishings & Equipment							0
	135,490	4,873	0	0	0	0	140,363
BALANCE	4,873	0	0	0	0	0	0

BENEFIT TO THE COMMUNITY: Prevents future liability to the City for damages to

IMPACT ON OPERATING BUDGET: Reduces repair and maintenance costs to the area.

21100 SUGAR MILL WATERSHED

MANAGING DEPARTMENT: Engineering

PROJECT DESCRIPTION: Continue program of removing siltation in the watersheds/creeks to reestablish their design capacity.

	Prior	FY14	FY15	FY16	FY17	FY18	Total
FINANCING METHOD							
Stormwater (Sewer) Fund	157,315						157,315
Bond Proceeds							0
Sales Tax							0
Other							0
Balance Forward		49,500					
TOTAL	157,315	49,500	0	0	0	0	157,315
PROJECT COSTS							
Professional Services							0
Legal							0
Architect/Engineering							0
Appraisal/Negotiations							0
Construction	107,815	49,500					157,315
Land Acquisition							0
Furnishings & Equipment							0
TOTAL	107,815	49,500	0	0	0	0	157,315
BALANCE	49,500	0	0	0	0	0	0

BENEFIT TO THE COMMUNITY: Extends the life of the watershed structure and reduces the flooding potential to area residents.

IMPACT ON OPERATING BUDGET: Construction of the settlement basins reduces future maintenance costs.

21121 & 21122 CUSSETA ROAD FOLD PACK

MANAGING DEPARTMENT: Engineering

PROJECT DESCRIPTION: Research, design, and construction of roadways to prevent flooding.

	Prior	FY14	FY15	FY16	FY17	FY18	Total
FINANCING METHOD							
Stormwater (Sewer) Fund	247,666						247,666
Bond Proceeds							0
Sales Tax							0
Other							0
Balance Forward		247,666					
TOTAL	247,666	247,666	0	0	0	0	247,666
PROJECT COSTS							
Professional Services							0
Legal							0
Architect/Engineering		247,666					247,666
Appraisal/Negotiations							0
Construction							0
Land Acquisition							0
Furnishings & Equipment							0
	0	247,666	0	0	0	0	247,666
BALANCE	247,666	0	0	0	0	0	0

BENEFIT TO THE COMMUNITY: Prevents future liability to the City for damages to

IMPACT ON OPERATING BUDGET: Reduces repair and maintenance costs to the area.

21106 FLOOD STUDIES UDAG

MANAGING DEPARTMENT: Engineering

PROJECT DESCRIPTION: To conduct a study in UDAG qualified areas of the City in order to prevent flood damage.

	Prior	FY14	FY15	FY16	FY17	FY18	Total
FINANCING METHOD							
Stormwater (Sewer) Fund	28,999						28,999
Bond Proceeds							0
Sales Tax							0
Other							0
Balance Forward		28,999					
TOTAL	28,999	28,999	0	0	0	0	28,999
PROJECT COSTS							
Professional Services							0
Legal							0
Architect/Engineering		28,999					28,999
Appraisal/Negotiations							0
Construction							0
Land Acquisition							0
Furnishings & Equipment							0
	0	28,999	0	0	0	0	28,999
BALANCE	28,999	0	0	0	0	0	0

BENEFIT TO THE COMMUNITY: Reduction of potential safety hazards and property

IMPACT ON OPERATING BUDGET: Reduction of maintenance and repair costs as well as

21109 CUSSETA RD UDAG

MANAGING DEPARTMENT: Engineering

PROJECT DESCRIPTION: Repair and/or replace existing pipe to improve drainage flow.

	Prior	FY14	FY15	FY16	FY17	FY18	Total
FINANCING METHOD							
Stormwater (Sewer) Fund	107,075						107,075
Bond Proceeds							0
Sales Tax							0
Other							0
Balance Forward		9,730					
TOTAL	107,075	9,730	0	0	0	0	107,075
PROJECT COSTS							
Professional Services							0
Legal							0
Architect/Engineering	87570	9,730					97,300
Appraisal/Negotiations							0
Construction	9775						9,775
Land Acquisition							0
Furnishings & Equipment							0
	97,345	9,730	0	0	0	0	107,075
BALANCE	9,730	0	0	0	0	0	0

BENEFIT TO THE COMMUNITY: Prevents future liability to the City for damages to

IMPACT ON OPERATING BUDGET: Reduces repair and maintenance costs to the area.

21110 & 53041 OAKLAND PARK DRAINAGE

MANAGING DEPARTMENT: Engineering

PROJECT DESCRIPTION: Repair and/or replace existing pipe to improve drainage flow.

	Prior	FY14	FY15	FY16	FY17	FY18	Total
FINANCING METHOD							
Stormwater (Sewer) Fund	442,209						442,209
Bond Proceeds							0
Sales Tax (1999 SPLOST)	1,382,574						1,382,574
Other							0
Balance Forward		1,386,064					
TOTAL	1,824,783	1,386,064	0	0	0	0	1,824,783
PROJECT COSTS							
Professional Services							0
Legal							0
Architect/Engineering	438,719	6,494					445,213
Appraisal/Negotiations							0
Construction		1,379,570					1,379,570
Land Acquisition							0
Furnishings & Equipment							0
	438,719	1,386,064	0	0	0	0	1,824,783
BALANCE	1,386,064	0	0	0	0	0	0

BENEFIT TO THE COMMUNITY: Prevents future liability to the City for damages to nearby

IMPACT ON OPERATING BUDGET: Reduces repair and maintenance costs to the area.

21113 & 21123 BREEDS HILL LOOP

MANAGING DEPARTMENT: Engineering

PROJECT DESCRIPTION: To conduct a study in this area of the City in order to prevent flood damage.

	Prior	FY14	FY15	FY16	FY17	FY18	Total
FINANCING METHOD							
Stormwater (Sewer) Fund	29,230	50,000					79,230
Bond Proceeds							0
Sales Tax							0
Other							0
Balance Forward		750					
TOTAL	29,230	50,750	0	0	0	0	79,230
PROJECT COSTS							
Professional Services							0
Legal							0
Architect/Engineering	28,480	50,750					79,230
Appraisal/Negotiations							0
Construction							0
Land Acquisition							0
Furnishings & Equipment							0
	28,480	50,750	0	0	0	0	79,230
BALANCE	750	0	0	0	0	0	0

BENEFIT TO THE COMMUNITY: Prevents future liability to the City for damages to

IMPACT ON OPERATING BUDGET: Reduces repair and maintenance costs to the area.

21114 MARTHA'S LOOP

MANAGING DEPARTMENT: Engineering

PROJECT DESCRIPTION: Repair and/or replacement of corrugated metal pipe that has deteriorated.

	Prior	FY14	FY15	FY16	FY17	FY18	Total
FINANCING METHOD							
Stormwater (Sewer) Fund	96,000						96,000
Bond Proceeds							0
Sales Tax							0
Other							0
Balance Forward		100					
TOTAL	96,000	100	0	0	0	0	96,000
PROJECT COSTS							
Professional Services							0
Legal							0
Architect/Engineering	95,900	100					96,000
Appraisal/Negotiations							0
Construction							0
Land Acquisition							0
Furnishings & Equipment							0
	95,900	100	0	0	0	0	96,000
BALANCE	100	0	0	0	0	0	0

BENEFIT TO THE COMMUNITY: Prevents future liability to the City for damages to

IMPACT ON OPERATING BUDGET: Reduces repair and maintenance costs to the area.

21115 & 50804 UPPER WERACOBA BASIN

MANAGING DEPARTMENT: Engineering

PROJECT DESCRIPTION: To conduct a study in this area of the City in order to prevent flood damage.

	Prior	FY14	FY15	FY16	FY17	FY18	Total
FINANCING METHOD							
Stormwater (Sewer) Fund	109,800						109,800
Bond Proceeds							0
Sales Tax (1999 SPLOST)	265,000						265,000
Other							0
Balance Forward		265,418					
TOTAL	374,800	265,418	0	0	0	0	374,800
PROJECT COSTS							
Professional Services							0
Legal							0
Architect/Engineering	109,382	265,418					374,800
Appraisal/Negotiations							0
Construction							0
Land Acquisition							0
Furnishings & Equipment							0
	109,382	265,418	0	0	0	0	374,800
BALANCE	265,418	0	0	0	0	0	0

BENEFIT TO THE COMMUNITY: Prevents future liability to the City for damages to

IMPACT ON OPERATING BUDGET: Reduces repair and maintenance costs to the area.

21119 MOBLEY ROAD FLOOD STUDY

MANAGING DEPARTMENT: Engineering

PROJECT DESCRIPTION: To conduct a study in this area of the City in order to prevent flood damage.

	Prior	FY14	FY15	FY16	FY17	FY18	Total
FINANCING METHOD							
Stormwater (Sewer) Fund	50,632						50,632
Bond Proceeds							0
Sales Tax							0
Other							0
Balance Forward		20,225					
TOTAL	50,632	20,225	0	0	0	0	50,632
PROJECT COSTS							
Professional Services							0
Legal							0
Architect/Engineering	30,407	20,225					50,632
Appraisal/Negotiations							0
Construction							0
Land Acquisition							0
Furnishings & Equipment							0
	30,407	20,225	0	0	0	0	50,632
BALANCE	20,225	0	0	0	0	0	0

BENEFIT TO THE COMMUNITY: Prevents future liability to the City for damages to

IMPACT ON OPERATING BUDGET: Reduces repair and maintenance costs to the area.

22120/40243/53032 19TH ST FLOOD ABATEMENT (MERITAS)

MANAGING DEPARTMENT: Engineering

PROJECT DESCRIPTION: Research, design, and construction of roadways to prevent flooding.

	Prior	FY14	FY15	FY16	FY17	FY18	Total
FINANCING METHOD							
Stormwater (Sewer) Fund	128,423						128,423
Bond Proceeds	1,160,511						1,160,511
Sales Tax (1999 SPLOST)	4,367,312						4,367,312
Other							0
Balance Forward		5,537,092					
TOTAL	5,656,246	5,537,092	0	0	0	0	5,656,246
PROJECT COSTS							
Professional Services		50,000					50,000
Legal		50,000					50,000
Architect/Engineering	62,329	201,002					263,331
Appraisals/Negotiations		10,000					10,000
Construction	56,825	5,126,090					5,182,915
Land Acquisition		100,000					100,000
Buses & Equipment							0
	119,154	5,537,092	0	0	0	0	5,656,246
BALANCE	5,537,092	0	0	0	0	0	0

BENEFIT TO THE COMMUNITY: Improved quality of travel for the citizens of Columbus.

IMPACT ON OPERATING BUDGET: No impact on the operating budget.

50806 DREDGING WATERSHED

MANAGING DEPARTMENT: Engineering

PROJECT DESCRIPTION: Dredge and repair the watersheds.

	Prior	FY14	FY15	FY16	FY17	FY18	Total
FINANCING METHOD							
Sewer Fund							0
Bond Proceeds							0
Sales Tax (1999 SPLOST)	250,000						250,000
Other							0
Balance Forward		250,000					
TOTAL	250,000	250,000	0	0	0	0	250,000
PROJECT COSTS							
Professional Services							0
Legal							0
Architect/Engineering							0
Appraisal/Negotiations							0
Construction		250,000					250,000
Land Acquisition							0
Furnishings & Equipment							0
	0	250,000	0	0	0	0	250,000
BALANCE	250,000	0	0	0	0	0	0

BENEFIT TO THE COMMUNITY: Prevents future liability to the City for damages to nearby structures.

IMPACT ON OPERATING BUDGET: Reduces repair and maintenance costs to the area.

94001 LOST STORMWATER

MANAGING DEPARTMENT: Engineering

PROJECT DESCRIPTION: Construction enhancements to the drainage infrastructure throughout the City.

	Prior	FY14	FY15	FY16	FY17	FY18	Total
FINANCING METHOD							
Stormwater (Sewer) Fund							0
Bond Proceeds							0
Sales Tax (2009 LOST)	319,535	750,000					1,069,535
Other							0
Balance Forward		319,535					
TOTAL	319,535	1,069,535	0	0	0	0	1,069,535
PROJECT COSTS							
Professional Services							0
Legal							0
Architect/Engineering		100,000					100,000
Appraisal/Negotiations							0
Construction		969,535					969,535
Land Acquisition							0
Furnishings & Equipment							0
	0	1,069,535	0	0	0	0	1,069,535
BALANCE	319,535	0	0	0	0	0	0

BENEFIT TO THE COMMUNITY: Prevents future liability to the City for damages to nearby

IMPACT ON OPERATING BUDGET: Reduces repair and maintenance costs to the area.

94003 RIVERWALK RENOVATIONS

MANAGING DEPARTMENT: Engineering

PROJECT DESCRIPTION: Renovate and stabilize the Riverwalk Bank.

	Prior	FY14	FY15	FY16	FY17	FY18	Total
FINANCING METHOD							
Stormwater (Sewer) Fund							0
Bond Proceeds							0
Sales Tax (2009 LOST)	3,463,969						3,463,969
Other							0
Balance Forward		1,834,054					
TOTAL	3,463,969	1,834,054	0	0	0	0	3,463,969
PROJECT COSTS							
Professional Services							0
Legal							0
Architect/Engineering	118,315	9,479					127,794
Appraisal/Negotiations							0
Construction	1,511,600	1,824,575					3,336,175
Land Acquisition							0
Furnishings & Equipment							0
	1,629,915	1,834,054	0	0	0	0	3,463,969
BALANCE	1,834,054	0	0	0	0	0	0

BENEFIT TO THE COMMUNITY: Extends the life of the Riverwalk and reduces the flooding

IMPACT ON OPERATING BUDGET: Construction of the bank stabilization reduces future

94007 35ST REPLACEMENT

MANAGING DEPARTMENT: Engineering

PROJECT DESCRIPTION: Repair and/or replace existing pipe to improve drainage flow.

	Prior	FY14	FY15	FY16	FY17	FY18	Total
FINANCING METHOD							
Stormwater (Sewer) Fund							0
Bond Proceeds							0
Sales Tax (2009 LOST)	103,661						103,661
Other							0
Balance Forward		103,661					
TOTAL	103,661	103,661	0	0	0	0	103,661
PROJECT COSTS							
Professional Services							0
Legal							0
Architect/Engineering							0
Appraisal/Negotiations							0
Construction		103,661					103,661
Land Acquisition							0
Furnishings & Equipment							0
	0	103,661	0	0	0	0	103,661
BALANCE	103,661	0	0	0	0	0	0

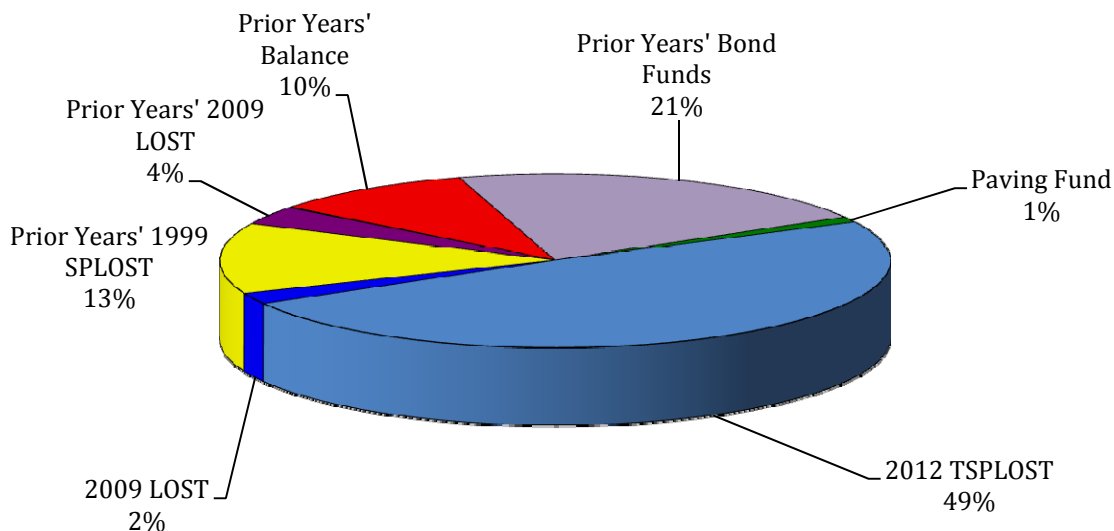
BENEFIT TO THE COMMUNITY: Prevents future liability to the City for damages to

IMPACT ON OPERATING BUDGET: Reduces repair and maintenance costs to the area.

TRANSPORTATION SUMMARY

FY14 FINANCING METHOD

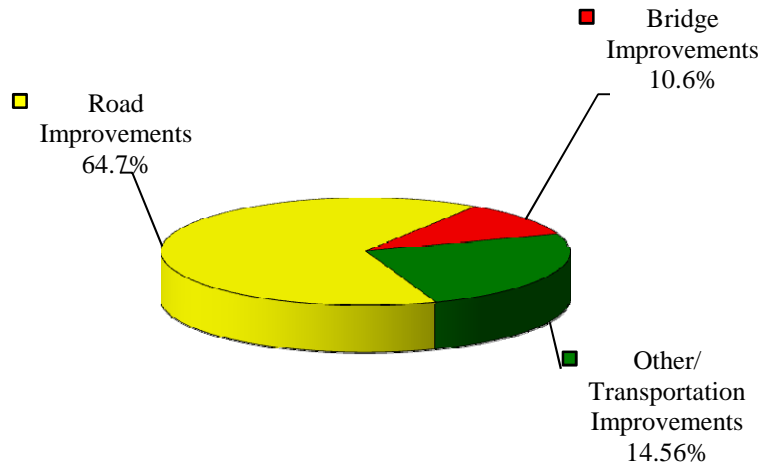
\$126,140,210



FY14 FINANCING FOR TRANSPORTATION PROJECTS

<u>METHOD/SOURCE</u>	<u>AMOUNT</u>
Paving Fund	\$1,297,140
2012 TSPLOST	61,821,527
1999 SPLOST	0
2009 LOST	2,642,601
Bond Proceeds	0
Prior Years' 2012 TSPLOST	0
Prior Years' 1999 SPLOST	16,573,288
Prior Years' 2009 LOST	4,379,130
Prior Years' ARRA	176,791
Prior Years' Balance	12,418,017
Prior Years' Bond Funds	26,831,717
FY14 TOTAL	\$126,140,210

FY14 PROJECT COSTS
\$126,140,210



FY14 TRANSPORTATION PROJECTS

<u>PROJECT</u>	<u>AMOUNT</u>
Paving Fund/Various	133,701
Whitesville/Double Churches	5,318,579
LED Signal Heads*	165,684
ATMS/Signals	805
Handicap Ramps	43,999
Resurfacing Rehabilitation Program	887,899
Sidewalks	323,924
Gateway Projects	80,876
Fiberoptic Interconnect	150,513
Bridge Improvements - Corporate Ridge	348,333
Permitting System	47,591
Traffic Calming	44,633
Walking Trails/Trolley System	61,997
14th St. Bridge	638,866
Wynnton Road Streetscapes - Phase I	815,102
Veterans Parkway Streetscapes	2,893,711

TRANSPORTATION SUMMARY

Truck Route Signage	3,361
Whittlesey: Whitesville to Veterans Widening	0
Cargo Dr./Transport Blvd Roundabout	32,564
14th Street Pedestrian Street Plaza	1,030,668
Sacerdote Drive Extension	9,144
Corporate Ridge Intersection	759,681
Buena Vista Rd Corridor Study	5,244
Spider Web Study	5,599
Alternative Transportation Study	58,753
Ft. Benning Rd. Streetscapes	3,297,538
Midtown Crosswalks	55,965
Macon Rd/Forest Rd Heat Island	2,590
LMIG FY13	1,241,032
Passenger Rail Feasibility Study	318,513
South Lumpkin Rd	1,937,000
Bridge Repair/Design	1,167,051
11th Street Bulb Out	75,000
Cusseta Rd Ped Bridge Ezone	1,234,201
Parking Garage - Trade Center	3,499,709
Railroad Crossing Improvements	264,824
Veterans Parkway/Cooper Creek	79,372
Ft. Benning Rd./Brennan Rd.	3,902,639
Clean Air Buses	31,294
Forest Rd.: Woodruff Farm to Schatulga Rd.	5,278,501
Whittlesey Rd.: Whitesville to Veterans Parkway	711,841
River Rd./Bradley Park/JR Allen Improvements	1,133,859
Veterans/Double Churches Rd. Improvements	1,954,521
Northstar/St. Marys Rd. Improvements	689,000
Moon Rd. - Phase I	6,408,763
Moon Rd. - Phase III	123,443
Hubbard Rd. Bridge	301
18th Ave/Garrard St Roundabout	14,711
Pedestrian Bridges	506,834
Williams Road Study	8,593
MTP-Utility Infrastructure	857
Edgewood Road Bridge	256,968
Williams Road	2,699,990
Martin Luther King	250,000
Flat Rock Rd	200,000
Gidden Road Alignment	475,000
Dillingham St Path	100,000
Unpaved Streets	50,000
Broadway Rehabilitation	500,000
One Way to Two Way Conversion	500,000
South Lumpkin Rd Ped Bridge	300,000

TRANSPORTATION SUMMARY

CSC Road	162,672
Road/Street Resurfacing	404,314
Forest Rd. Bridge: Bull Creek	1,621,816
Forest Rd. Bridge: Cooper Creek	1,729,766
LOST Rds. & Infrastructure	5,191,595
LOST Brown Avenue Bridge	100,000
St Elmo Bridge	500
Cemetery Road Resurfacing	63,932
Public Services Paving	100,000
Bridge Repair Design/Evaluation	28,510
Cusseta Rd/Old Cusseta Rd	52,500
Riverwalk	12,169,021
South Lumpkin Rd Multi Use Facility/Trail	3,714,228
US 27 Custer Road Interchange	21,224,160
Intercity Express Bus Park-n-Ride	23,771,059
TSPLOST Discretionary Transportation Projects	2,500,000
Standing Boy Creek State Park Access Road	175,000
FY14 TOTAL	<u><u>\$126,140,210</u></u>

20300 PAVING FUND / VARIOUS

PROJECT DESCRIPTION: Funds set aside to cover the various expenses related to the paving fund projects within Muscogee county.

	Prior	FY14	FY15	FY16	FY17	FY18	Total
FINANCING METHOD							
Paving Fund	133,701						133,701
Bond Proceeds							0
Sales Tax							0
Other							0
Balance Forward		133,701					
TOTAL	133,701	133,701	0	0	0	0	133,701
PROJECT COSTS							
Professional Services							0
Legal							0
Architect/Engineering							0
Appraisal/Negotiations							0
Construction		133,701					133,701
Land Acquisition							0
Furnishings & Equipment							0
TOTAL	0	133,701	0	0	0	0	133,701
BALANCE	133,701	0	0	0	0	0	0

BENEFIT TO THE COMMUNITY: Will funding for various general fund projects within the City.

IMPACT ON OPERATING BUDGET: No impact on the operating budget.

20353/50327/82055 WHITESVILLE/DOUBLE CHURCHES

PROJECT DESCRIPTION: Improve road at the intersection of Whiteville and Double Churches.

	Prior	FY14	FY15	FY16	FY17	FY18	Total
FINANCING METHOD							
Paving Fund	1,000,000						1,000,000
Bond Proceeds	4,500,000						4,500,000
Sales Tax (1999 SPLOST)	487,060						487,060
Other							0
Balance Forward		5,318,579					
TOTAL	5,987,060	5,318,579	0	0	0	0	5,987,060
PROJECT COSTS							
Professional Services	42,050	20,000					62,050
Legal	9,847	20,000					29,847
Architect/Engineering	187,583	10,000					197,583
Appraisals/Negotiations	23,880	30,000					53,880
Construction		5,038,579					5,038,579
Land Acquisition	405,121	200,000					605,121
Furnishings & Equipment							0
TOTAL	668,481	5,318,579	0	0	0	0	5,987,060
BALANCE	5,318,579	0	0	0	0	0	0

BENEFIT TO THE COMMUNITY: Enhance the safety factor and improve the traffic flow of the area.

IMPACT ON OPERATING BUDGET: Provide an alternative source of funding therefore reducing the reliance of operating funds.

20759 LED SIGNAL HEADS

PROJECT DESCRIPTION: Replace existing signal heads with new high visibility L.E.D. signal heads.

	Prior	FY14	FY15	FY16	FY17	FY18	Total
FINANCING METHOD							
Paving Fund	262,657						262,657
Bond Proceeds							0
Sales Tax							0
Other							0
Balance Forward		165,684					
TOTAL	262,657	165,684	0	0	0	0	262,657
PROJECT COSTS							
Professional Services	12,635						12,635
Legal							0
Architect/Engineering							0
Appraisals/Negotiations							0
Construction							0
Land Acquisition							0
Furnishings & Equipment	84,338	165,684					250,022
TOTAL	96,973	165,684	0	0	0	0	262,657
BALANCE	165,684	0	0	0	0	0	0

BENEFIT TO THE COMMUNITY: Savings in energy costs and better visibility of signals for increased safety for drivers and pedestrians.

IMPACT ON OPERATING BUDGET: Impact on the FY14 operating budget will eliminate "bulb calls" and allow personnel to do other tasks.

20760 ATMS/SIGNAL

PROJECT DESCRIPTION: This project provides the field connection using primary fiber optic cable between the Traffic Coordination Center located in the Government Center Annex

	Prior	FY14	FY15	FY16	FY17	FY18	Total
FINANCING METHOD							
Paving Fund	355,043						355,043
Bond Proceeds							0
Sales Tax							0
Other							0
Balance Forward		805					
TOTAL	355,043	805	0	0	0	0	355,043
PROJECT COSTS							
Professional Services							0
Legal							0
Architect/Engineering	354,238	805					355,043
Appraisals/Negotiations							0
Construction							0
Land Acquisition							0
Furnishings & Equipment							0
TOTAL	354,238	805	0	0	0	0	355,043
BALANCE	805	0	0	0	0	0	0

BENEFIT TO THE COMMUNITY: The fiber optic Traffic Signal Interconnect will provide direct connection to all traffic signals along Veterans Pkwy back to our new Traffic Coordination Center TCC).The TCC will have full control of the Changeable Message Sign (CMS) to provide motorists messages for traffic conditions, upcoming events that affect traffic & to redirect traffic due to incidents that restrict traffic flow.

IMPACT ON OPERATING BUDGET: Impact on the FY14 operating budget will eliminate "bulb calls" and allow personnel to do other tasks.

21022 HANDICAP RAMPS

PROJECT DESCRIPTION: Installation of handicap ramps on existing sidewalks. There are approximately 2,000 locations in need of ramps.

	Prior	FY14	FY15	FY16	FY17	FY18	Total
FINANCING METHOD							
Paving Fund	289,000						289,000
Bond Proceeds							0
Sales Tax							0
Other							0
Balance Forward		43,999					
TOTAL	289,000	43,999	0	0	0	0	289,000
PROJECT COSTS							
Professional Services							0
Legal							0
Architect/Engineering							0
Appraisals/Negotiations							0
Construction	245,001	43,999					289,000
Land Acquisition							0
Furnishings & Equipment							0
TOTAL	245,001	43,999	0	0	0	0	289,000
BALANCE	43,999	0	0	0	0	0	0

BENEFIT TO THE COMMUNITY: Provides access to sidewalks for people with disabilities.

IMPACT ON OPERATING BUDGET: Reduces potential future liability in the event of non-compliance.

21023 RESURFACING/REHABILITATION PROGRAM

PROJECT DESCRIPTION: To provide funds to meet the resurfacing/rehabilitation, repairs and maintenance needs for roads in the City of Columbus. These funds will be used to leverage and/or match funds from the Georgia Department of Transportation.

	Prior	FY14	FY15	FY16	FY17	FY18	Total
FINANCING METHOD							
Paving Fund	15,913,602	472,140					16,385,742
Bond Proceeds							0
Sales Tax							0
Other							0
Balance Forward		415,759					
TOTAL	15,913,602	887,899	0	0	0	0	16,385,742
PROJECT COSTS							
Professional Services							0
Legal							0
Architect/Engineering	24,211						24,211
Appraisals/Negotiations							0
Construction	15,473,632	887,899					16,361,531
Land Acquisition							0
Furnishings & Equipment							0
TOTAL	15,497,843	887,899	0	0	0	0	16,385,742
BALANCE	415,759	0	0	0	0	0	0

BENEFIT TO THE COMMUNITY: Will allow the City to meet the Georgia Department of Transportation schedule of projects in providing a safer, more efficient transportation network.

IMPACT ON OPERATING BUDGET: By programming matching funds, the City is able to take advantage of State funds that become available throughout the year for repairs. No operating impact.

21024 & 53042 SIDEWALKS

PROJECT DESCRIPTION: To provide funds to meet the rehabilitation, repairs and maintenance needs for sidewalks in the City of Columbus. These funds will be used to leverage and/or match funds from the Georgia Department of Transportation.

	Prior	FY14	FY15	FY16	FY17	FY18	Total
FINANCING METHOD							
Paving Fund	150,000						150,000
Bond Proceeds							0
Sales Tax (1999 SPLOST)	222,912						222,912
Other							0
Balance Forward		323,924					
TOTAL	372,912	323,924	0	0	0	0	372,912
PROJECT COSTS							
Professional Services							0
Legal							0
Architect/Engineering							0
Appraisals/Negotiations							0
Construction	48,988	323,924					372,912
Land Acquisition							0
Furnishings & Equipment							0
TOTAL	48,988	323,924	0	0	0	0	372,912
BALANCE	323,924	0	0	0	0	0	0

BENEFIT TO THE COMMUNITY: Will allow the City to meet the Georgia Department of Transportation schedule of projects in providing a safer, more efficient transportation

IMPACT ON OPERATING BUDGET: By programming matching funds, the City is able to take advantage of State funds that become available throughout the year for repairs. No operating impact.

21025/21052/21058 GATEWAY PROJECTS

PROJECT DESCRIPTION: The enhancement of the major intersections leading into the City of Columbus. This project includes planting of flowering plants, shrubs and trees.

	Prior	FY14	FY15	FY16	FY17	FY18	Total
FINANCING METHOD							
Paving Fund	1,969,981						1,969,981
Bond Proceeds							0
Sales Tax							0
Other (ARRA)	5,059,436						5,059,436
Balance Forward		80,876					
TOTAL	7,029,417	80,876	0	0	0	0	7,029,417
PROJECT COSTS							
Professional Services	25,186						25,186
Legal							0
Architect/Engineering	780						780
Appraisals/Negotiations							0
Construction	6,922,575	80,876					7,003,451
Land Acquisition							0
Furnishings & Equipment							0
TOTAL	6,948,541	80,876	0	0	0	0	7,029,417
BALANCE	80,876	0	0	0	0	0	0

BENEFIT TO THE COMMUNITY: This project focuses on providing beautification at major intersections leading into the City of Columbus.

IMPACT ON OPERATING BUDGET: No impact on the FY14 operating budget.

21033 FIBER OPTIC INTERCONNECT

PROJECT DESCRIPTION: This project would convert existing metallic traffic signals.

	Prior	FY14	FY15	FY16	FY17	FY18	Total
FINANCING METHOD							
Paving Fund	200,000						200,000
Bond Proceeds							0
Sales Tax							0
Other							0
Balance Forward		150,513					
TOTAL	200,000	150,513	0	0	0	0	200,000
PROJECT COSTS							
Professional Services							0
Legal							0
Architect/Engineering							0
Appraisals/Negotiations							0
Construction							0
Land Acquisition							0
Furnishings & Equipment	49,487	150,513					200,000
TOTAL	49,487	150,513	0	0	0	0	200,000
BALANCE	150,513	0	0	0	0	0	0

BENEFIT TO THE COMMUNITY: Will allow the City to meet the Georgia Department of Transportation schedule of projects on providing a safer, more efficient transportation network.

IMPACT ON OPERATING BUDGET: No impact on the FY14 operating budget.

21035 BRIDGE IMPROVEMENTS CORPORATE RIDGE

PROJECT DESCRIPTION: The project is for repairs to bridges in Corporate Ridge.

	Prior	FY14	FY15	FY16	FY17	FY18	Total
FINANCING METHOD							
Paving Fund	810,400						810,400
Bond Proceeds							0
Sales Tax							0
Other							0
Balance Forward		348,333					
TOTAL	810,400	348,333	0	0	0	0	810,400
PROJECT COSTS							
Professional Services							0
Legal	750	1,250					2,000
Architect/Engineering							0
Appraisals/Negotiations							0
Construction	461,317	347,083					808,400
Land Acquisition							0
Furnishings & Equipment							0
TOTAL	462,067	348,333	0	0	0	0	810,400
BALANCE	348,333	0	0	0	0	0	0

BENEFIT TO THE COMMUNITY: Will allow the City to meet the Georgia Department of Transportation schedule of projects on providing a safer, more efficient transportation network.

IMPACT ON OPERATING BUDGET: Provide an alternative source of funding therefore reducing the reliance of operating funds.

21036 PERMITTING SYSTEM

PROJECT DESCRIPTION: This project will upgrade software for the permitting system.

	Prior	FY14	FY15	FY16	FY17	FY18	Total
FINANCING METHOD							
Paving Fund	50,000						50,000
Bond Proceeds							0
Sales Tax							0
Other							0
Balance Forward		47,591					
TOTAL	50,000	47,591	0	0	0	0	50,000
PROJECT COSTS							
Professional Services							0
Legal							0
Architect/Engineering							0
Appraisals/Negotiations							0
Construction							0
Land Acquisition							0
Furnishings & Equipment	2,409	47,591					50,000
TOTAL	2,409	47,591	0	0	0	0	50,000
BALANCE	47,591	0	0	0	0	0	0

BENEFIT TO THE COMMUNITY: Will allow the City to meet the Georgia Department of Transportation schedule of projects on providing a safer, more efficient transportation network

IMPACT ON OPERATING BUDGET: Provide an alternative source of funding therefore reducing the reliance of operating funds.

21037 TRAFFIC CALMING

PROJECT DESCRIPTION: This project is for the purchase of traffic calming devices.

	Prior	FY14	FY15	FY16	FY17	FY18	Total
FINANCING METHOD							
Paving Fund	111,864						111,864
Bond Proceeds							0
Sales Tax							0
Other							0
Balance Forward		44,633					
TOTAL	111,864	44,633	0	0	0	0	111,864
PROJECT COSTS							
Professional Services							0
Legal							0
Architect/Engineering							0
Appraisals/Negotiations							0
Construction							0
Land Acquisition							0
Furnishings & Equipment	67,231	44,633					111,864
TOTAL	67,231	44,633	0	0	0	0	111,864
BALANCE	44,633	0	0	0	0	0	0

BENEFIT TO THE COMMUNITY: Will allow the City to monitor and react to undesirous traffic conditions.

IMPACT ON OPERATING BUDGET: Provide an alternative source of funding therefore reducing the reliance of operating funds.

21040/22197/21061/53017 WALKING TRAILS/TROLLEY SYSTEM

PROJECT DESCRIPTION: This project is to implement walking/biking trails and a light transportation system into the downtown area of the city.

	Prior	FY14	FY15	FY16	FY17	FY18	Total
FINANCING METHOD							
General Fund	100,000						100,000
Bond Proceeds							0
Sales Tax (1999 SPLOST)	9,094,345						9,094,345
Other (ARRA)	2,138,699						2,138,699
Balance Forward		61,997					
TOTAL	11,333,044	61,997	0	0	0	0	11,333,044
PROJECT COSTS							
Professional Services	22,656						22,656
Legal	1,230						1,230
Architect/Engineering	1,802,115						1,802,115
Appraisal/Negotiation							0
Construction	9,445,046	61,997					9,507,043
Land Acquisition							0
Furnishings & Equipment							0
TOTAL	11,271,047	61,997	0	0	0	0	11,333,044
BALANCE	61,997	0	0	0	0	0	0

BENEFIT TO THE COMMUNITY: The project will enhance the park and provide an improved quality of life through increased recreational activities and opportunities for the citizens of Columbus and surrounding areas, as well as additional mass transportation.

IMPACT ON OPERATING BUDGET: No impact on the FY14 operating budget.

21044/21054/21057 14TH STREET BRIDGE

PROJECT DESCRIPTION: This project is for repairing and creating a Pedestrian Bridge.

	Prior	FY14	FY15	FY16	FY17	FY18	Total
FINANCING METHOD							
Paving Fund	3,166,489						3,166,489
Bond Proceeds							0
Sales Tax							0
Other (ARRA)	3,351,386						3,351,386
Balance Forward		638,866					
TOTAL	6,517,875	638,866	0	0	0	0	6,517,875
PROJECT COSTS							
Professional Services							0
Legal							0
Architect/Engineering	345,716						345,716
Appraisals/Negotiations							0
Construction	5,533,293	638,866					6,172,159
Land Acquisition							0
Furnishings & Equipment							0
TOTAL	5,879,009	638,866	0	0	0	0	6,517,875
BALANCE	638,866	0	0	0	0	0	0

BENEFIT TO THE COMMUNITY: Will allow the City to meet the Georgia Department of Transportation schedule of projects on providing a safer, more efficient transportation network.

IMPACT ON OPERATING BUDGET: Provide an alternative source of funding therefore reducing the reliance of operating funds.

21045 WYNNTON RD STREETSCAPES - PHASE I

PROJECT DESCRIPTION: This project is for enhancement of one of the major street arteries of the City of Columbus Wynnton Rd that is adjoined to Macon Rd.

	Prior	FY14	FY15	FY16	FY17	FY18	Total
FINANCING METHOD							
Paving Fund	997,300						997,300
Bond Proceeds							0
Sales Tax							0
Other							0
Balance Forward		815,102					
TOTAL	997,300	815,102	0	0	0	0	997,300
PROJECT COSTS							
Professional Services							0
Legal							0
Architect/Engineering	182,198	11,879					194,077
Appraisals/Negotiations							0
Construction		803,223					803,223
Land Acquisition							0
Furnishings & Equipment							0
TOTAL	182,198	815,102	0	0	0	0	997,300
BALANCE	815,102	0	0	0	0	0	0

BENEFIT TO THE COMMUNITY: Will allow the City to meet the Georgia Department of Transportation schedule of projects on providing a safer, more efficient transportation network

IMPACT ON OPERATING BUDGET: Provide an alternative source of funding therefore reducing the reliance of operating funds.

21046/21053/21063/21064/21070 VETERANS PKWY STREETSCAPES

PROJECT DESCRIPTION: The enhancement of the major intersections leading into the City of Columbus. This project includes planting of flowering plants, shrubs and trees.

	Prior	FY14	FY15	FY16	FY17	FY18	Total
FINANCING METHOD							
Paving Fund	4,567,800						4,567,800
Bond Proceeds							0
Sales Tax							0
Other (ARRA)	2,995,000						2,995,000
Balance Forward		2,893,711					
TOTAL	7,562,800	2,893,711	0	0	0	0	7,562,800
PROJECT COSTS							
Professional Services		10,000					10,000
Legal		10,000					10,000
Architect/Engineering	243,048	1,000					244,048
Appraisals/Negotiations		10,000					10,000
Construction	4,426,041	2,562,711					6,988,752
Land Acquisition		300,000					300,000
Furnishings & Equipment							0
TOTAL	4,669,089	2,893,711	0	0	0	0	7,562,800
BALANCE	2,893,711	0	0	0	0	0	0

BENEFIT TO THE COMMUNITY: Will allow the City to meet the Georgia Department of Transportation schedule of projects on providing a safer, more efficient transportation network

IMPACT ON OPERATING BUDGET: By programming matching funds, the City is able to take advantage of State funds that become available throughout the year for repairs. No operating impact.

21047/21048/21069/60001 RIVERWALK

PROJECT DESCRIPTION: This project is to revitalize and repair a major attraction in the City of Columbus.

	Prior	FY14	FY15	FY16	FY17	FY18	Total
FINANCING METHOD							
Paving Fund	1,700,000						1,700,000
Bond Proceeds							0
TSPLOST	612,991	10,612,080					11,225,071
Other							0
Balance Forward		1,556,941					
TOTAL	2,312,991	12,169,021	0	0	0	0	12,925,071
PROJECT COSTS							
Professional Services	200	10,000					10,200
Legal		10,000					10,000
Architect/Engineering	138,016	710,604					848,620
Appraisals/Negotiations							0
Construction	4,843	11,438,417					11,443,260
Land Acquisition	612,991						612,991
Furnishings & Equipment							0
TOTAL	756,050	12,169,021	0	0	0	0	12,925,071
BALANCE	1,556,941	0	0	0	0	0	0

BENEFIT TO THE COMMUNITY: Will allow the City to meet the Georgia Department of Transportation schedule of projects on providing a safer, more efficient transportation network.

IMPACT ON OPERATING BUDGET: By programming matching funds, the City is able to take advantage of State funds that become available throughout the year for repairs. No operating impact.

60002 SOUTH LUMPKIN RD MULTIUSE FACILITY/TRAIL

PROJECT DESCRIPTION: The project is going to construct facility along abandoned rail line

	Prior	FY14	FY15	FY16	FY17	FY18	Total
FINANCING METHOD							
General Fund							0
Bond Proceeds							0
TSPLOST		3,714,228					3,714,228
Other							0
Balance Forward							
TOTAL	0	3,714,228	0	0	0	0	3,714,228
PROJECT COSTS							
Professional Services							0
Legal							0
Architect/Engineering		185,711					185,711
Appraisal/Negotiation							0
Construction		3,528,517					3,528,517
Land Acquisition							0
Furnishings & Equipment							0
TOTAL	0	3,714,228	0	0	0	0	3,714,228
BALANCE	0	0	0	0	0	0	0

BENEFIT TO THE COMMUNITY: This project converts an abandoned rail line for use by citizens

IMPACT ON OPERATING BUDGET: No impact on the FY14 operating budget.

60003 US HWY 27/CUSTER ROAD INTERCHANGE

PROJECT DESCRIPTION: To reconstruct road interchange at US 27 and Custer Road

	Prior	FY14	FY15	FY16	FY17	FY18	Total
FINANCING METHOD							
General Fund							0
Bond Proceeds							0
TSPLOST		21,224,160					21,224,160
Other							0
Balance Forward							
TOTAL	0	21,224,160	0	0	0	0	21,224,160
PROJECT COSTS							
Professional Services							0
Legal							0
Architect/Engineering		1,061,208					1,061,208
Appraisal/Negotiation							0
Construction		20,162,952					20,162,952
Land Acquisition							0
Furnishings & Equipment							0
TOTAL	0	21,224,160	0	0	0	0	21,224,160
BALANCE	0	0	0	0	0	0	0

BENEFIT TO THE COMMUNITY: This project reconstructs the interchange at US Hwy 27 and Custer Road in Columbus

IMPACT ON OPERATING BUDGET: No impact on the FY14 operating budget.

INTERCITY EXPRESS BUS PARK AND RIDE SERVICE

PROJECT DESCRIPTION: Construction of three Express Bus Park-n-Ride locations

	Prior	FY14	FY15	FY16	FY17	FY18	Total
FINANCING METHOD							
General Fund							0
Bond Proceeds							0
TSPLOST		23,771,059					23,771,059
Other							0
Balance Forward							0
TOTAL	0	23,771,059	0	0	0	0	23,771,059
PROJECT COSTS							
Professional Services		1,188,553					1,188,553
Legal							0
Architect/Engineering		1,188,553					1,188,553
Appraisal/Negotiation							0
Construction		21,393,953					21,393,953
Land Acquisition							0
Furnishings & Equipment							0
TOTAL	0	23,771,059	0	0	0	0	23,771,059
BALANCE	0	0	0	0	0	0	0

BENEFIT TO THE COMMUNITY: This project finances the construction of an Intercity express bus commuting system for the citizens of Columbus and those who may come to Columbus from other areas

IMPACT ON OPERATING BUDGET: No impact on the FY14 operating budget.

TSPLOST DISCRETIONARY FUNDS

PROJECT DESCRIPTION: As part of the River Valley district under the Transportation Investment Act of 2010, Columbus receives back a portion of TSPLOST collections to use in discretionary manner for transportation projects.

	Prior	FY14	FY15	FY16	FY17	FY18	Total
FINANCING METHOD							
General Fund							0
Bond Proceeds							0
TSPLOST		2,500,000					2,500,000
Other							0
Balance Forward							
TOTAL	0	2,500,000	0	0	0	0	2,500,000
PROJECT COSTS							
Professional Services							0
Legal							0
Architect/Engineering							0
Appraisal/Negotiation							0
Construction		2,500,000					2,500,000
Land Acquisition							0
Furnishings & Equipment							0
TOTAL	0	2,500,000	0	0	0	0	2,500,000
BALANCE	0	0	0	0	0	0	0

BENEFIT TO THE COMMUNITY: Transportation projects funded by discretionary TSPLOST dollars improve transportation related projects for the citizens of Columbus

IMPACT ON OPERATING BUDGET: No impact on the FY14 operating budget.

21050 TRUCK ROUTE SIGNAGE

PROJECT DESCRIPTION: This project is to place and replace signs that notify trucks of the appropriate routes within the City of Columbus

	Prior	FY14	FY15	FY16	FY17	FY18	Total
FINANCING METHOD							
Paving Fund	30,000						30,000
Bond Proceeds							0
Sales Tax							0
Other							0
Balance Forward		3,361					
TOTAL	30,000	3,361	0	0	0	0	30,000
PROJECT COSTS							
Professional Services							0
Legal							0
Architect/Engineering							0
Appraisals/Negotiations							0
Construction	26,639	3,361					30,000
Land Acquisition							0
Furnishings & Equipment							0
TOTAL	26,639	3,361	0	0	0	0	30,000
BALANCE	3,361	0	0	0	0	0	0

BENEFIT TO THE COMMUNITY: Will allow the least amount of disturbance in residential areas.

IMPACT ON OPERATING BUDGET: Provide an alternative source of funding therefore reducing the reliance of operating funds.

21051 & 21060 WHITTLESEY: WHITESVILLE TO VETERANS WIDENING

PROJECT DESCRIPTION: Road improvements to this area of the City.

	Prior	FY14	FY15	FY16	FY17	FY18	Total
FINANCING METHOD							
Paving Fund	4,343,493						4,343,493
Bond Proceeds							0
Sales Tax							0
Other							0
Balance Forward		0					
TOTAL	4,343,493	0	0	0	0	0	4,343,493
PROJECT COSTS							
Professional Services							0
Legal							0
Architect/Engineering							0
Appraisals/Negotiations	9,500						9,500
Construction	2,151,227						2,151,227
Land Acquisition	2,182,766						2,182,766
Furnishings & Equipment							0
TOTAL	4,343,493	0	0	0	0	0	4,343,493
BALANCE	0	0	0	0	0	0	0

BENEFIT TO THE COMMUNITY: Enhances the safety factor and improves the traffic flow of the area.

IMPACT ON OPERATING BUDGET: Provide an alternative source of funding therefore reducing the reliance of operating funds.

21055 CARGO DR/TRANSPORT BLVD ROUNDABOUT

PROJECT DESCRIPTION: Realign Cargo Drive and Transport Boulevard with a new roundabout.

	Prior	FY14	FY15	FY16	FY17	FY18	Total
FINANCING METHOD							
Paving Fund	462,357						462,357
Bond Proceeds							0
Sales Tax (1999 SPLOST)							0
Other							0
Balance Forward		32,564					
TOTAL	462,357	32,564	0	0	0	0	462,357
PROJECT COSTS							
Professional Services							0
Legal	369						369
Architect/Engineering	377						377
Appraisals/Negotiations							0
Construction	429,047	32,564					461,611
Land Acquisition							0
Furnishings & Equipment							0
TOTAL	429,793	32,564	0	0	0	0	462,357
BALANCE	32,564	0	0	0	0	0	0

BENEFIT TO THE COMMUNITY: Enhance the safety factor and improve the traffic flow of the area.

IMPACT ON OPERATING BUDGET: No impact on the FY14 operating budget.

21056 14TH STREET PEDESTRIAN ST PLAZA

PROJECT DESCRIPTION: This project is for creating a Plaza next to the 14th Street Pedestrian Bridge.

	Prior	FY14	FY15	FY16	FY17	FY18	Total
FINANCING METHOD							
Paving Fund	1,308,610						1,308,610
Bond Proceeds							0
Sales Tax							0
Other							0
Balance Forward		1,030,668					
TOTAL	1,308,610	1,030,668	0	0	0	0	1,308,610
PROJECT COSTS							
Professional Services	81,463						81,463
Legal	3,076						3,076
Architect/Engineering	191,728						191,728
Appraisals/Negotiations	975						975
Construction	81	1,030,668					1,030,749
Land Acquisition	619						619
Furnishings & Equipment							0
TOTAL	277,942	1,030,668	0	0	0	0	1,308,610
BALANCE	1,030,668	0	0	0	0	0	0

BENEFIT TO THE COMMUNITY: Will provide a Plaza that will enhance the quality of life next to the newly renovated 14th Street Pedestrian Bridge.

IMPACT ON OPERATING BUDGET: Provide an alternative source of funding therefore reducing the reliance of operating funds.

21059 SACERDOTE DRIVE EXTENSION

PROJECT DESCRIPTION: This project would be utilized for improvement to this street in the City of Columbus.

	Prior	FY14	FY15	FY16	FY17	FY18	Total
FINANCING METHOD							
Paving Fund	495,029						495,029
Bond Proceeds							0
Sales Tax							0
Other							0
Balance Forward		9,144					
TOTAL	495,029	9,144	0	0	0	0	495,029
PROJECT COSTS							
Professional Services							0
Legal							0
Architect/Engineering							0
Appraisals/Negotiations							0
Construction	485,885	9,144					495,029
Land Acquisition							0
Furnishings & Equipment							0
TOTAL	485,885	9,144	0	0	0	0	495,029
BALANCE	9,144	0	0	0	0	0	0

BENEFIT TO THE COMMUNITY: Will allow the City to meet the Georgia Department of Transportation schedule of projects on providing a safer, more efficient transportation network

IMPACT ON OPERATING BUDGET: Provide an alternative source of funding therefore reducing the reliance of operating funds.

21062 & 53037 CORPORATE RIDGE INTERSECTION

PROJECT DESCRIPTION: Improve road at the intersection at Corporate Ridge Parkway.

	Prior	FY14	FY15	FY16	FY17	FY18	Total
FINANCING METHOD							
Paving Fund	1,022,043						1,022,043
Bond Proceeds							0
Sales Tax (1999 SPLOST)	800,000						800,000
Other							0
Balance Forward		759,681					
TOTAL	1,822,043	759,681	0	0	0	0	1,822,043
PROJECT COSTS							
Professional Services	1400						1,400
Legal	11,016						11,016
Architect/Engineering	23,093	16,725					39,818
Appraisals/Negotiations	2,000						2,000
Construction	#####	742,956					1,764,999
Land Acquisition	2,810						2,810
Furnishings & Equipment							0
TOTAL	1,062,362	759,681	0	0	0	0	1,822,043
BALANCE	759,681	0	0	0	0	0	0

BENEFIT TO THE COMMUNITY: Enhance the safety factor and improve the traffic flow of the area.

IMPACT ON OPERATING BUDGET: Provide an alternative source of funding therefore reducing the reliance of operating funds.

21065 BUENA VISTA RD CORRIDOR STUDY

PROJECT DESCRIPTION: This project is for funding for a study for the improvement of the Buena Vista Road Corridor.

	Prior	FY14	FY15	FY16	FY17	FY18	Total
FINANCING METHOD							
Paving Fund	60,000						60,000
Bond Proceeds							0
Sales Tax							0
Other							0
Balance Forward		5,244					
TOTAL	60,000	5,244	0	0	0	0	60,000
PROJECT COSTS							
Professional Services							0
Legal							0
Architect/Engineering	54,756	5,244					60,000
Appraisals/Negotiations							0
Construction							0
Land Acquisition							0
Furnishings & Equipment							0
TOTAL	54,756	5,244	0	0	0	0	60,000
BALANCE	5,244	0	0	0	0	0	0

BENEFIT TO THE COMMUNITY: Enhance the safety factor and improve the traffic flow of the area.

IMPACT ON OPERATING BUDGET: No impact on the FY14 operating budget.

21066 SPIDER WEB STUDY

PROJECT DESCRIPTION: This project is for funding for a study for the improvement of the area of Muscogee County known as the spider web.

	Prior	FY14	FY15	FY16	FY17	FY18	Total
FINANCING METHOD							
Paving Fund	83,000						83,000
General Fund							0
Bond Proceeds							0
Sales Tax							0
Other							0
Balance Forward		5,599					
TOTAL	83,000	5,599	0	0	0	0	83,000
PROJECT COSTS							
Professional Services							0
Legal							0
Architect/Engineering	77,401	5,599					83,000
Appraisals/Negotiations							0
Construction							0
Land Acquisition							0
Furnishings & Equipment							0
TOTAL	77,401	5,599	0	0	0	0	83,000
BALANCE	5,599	0	0	0	0	0	0

BENEFIT TO THE COMMUNITY: The project will improve traffic operations and reduce the number of accidents throughout the City.

IMPACT ON OPERATING BUDGET: Provide an alternative source of funding therefore reducing the reliance of operating funds.

21067 ALTERNATIVE TRANSPORTATION STUDY

PROJECT DESCRIPTION: This project is for funding for a study of alternative transportation in Muscogee County.

	Prior	FY14	FY15	FY16	FY17	FY18	Total
FINANCING METHOD							
Paving Fund	120,000						120,000
Bond Proceeds							0
Sales Tax							0
Other							0
Balance Forward		58,753					
TOTAL	120,000	58,753	0	0	0	0	120,000
PROJECT COSTS							
Professional Services							0
Legal							0
Architect/Engineering	61,247	58,753					120,000
Appraisals/Negotiations							0
Construction							0
Land Acquisition							0
Furnishings & Equipment							0
TOTAL	61,247	58,753	0	0	0	0	120,000
BALANCE	58,753	0	0	0	0	0	0

BENEFIT TO THE COMMUNITY: Enhance the safety factor and improve the traffic flow of the area.

IMPACT ON OPERATING BUDGET: Provides an alternative source of funding therefore reducing the reliance of operating funds.

21068/50607/82058 FT BENNING RD STREETSCAPES

PROJECT DESCRIPTION: This project is for enhancement of one of the main streets that lead directly to Ft Benning, Ga. This project includes planting of various plants.

	Prior	FY14	FY15	FY16	FY17	FY18	Total
FINANCING METHOD							
Paving Fund	400,000						400,000
Bond Proceeds	2,000,000						2,000,000
Sales Tax (1999 SPLOST)	1,000,000						1,000,000
Other							0
Balance Forward		3,297,538					
TOTAL	3,400,000	3,297,538	0	0	0	0	3,400,000
PROJECT COSTS							
Professional Services							0
Legal		10,000					10,000
Architect/Engineering	102,462	50,000					152,462
Appraisals/Negotiations		10,000					10,000
Construction		3,030,000					3,030,000
Land Acquisition		197,538					197,538
Furnishings & Equipment							0
TOTAL	102,462	3,297,538	0	0	0	0	3,400,000
BALANCE	3,297,538	0	0	0	0	0	0

BENEFIT TO THE COMMUNITY: Will allow the City to meet the Georgia Department of Transportation schedule of projects on providing a safer, more efficient transportation network

IMPACT ON OPERATING BUDGET: Provide an alternative source of funding therefore reducing the reliance of operating funds.

21071 MIDTOWN CROSSWALKS

PROJECT DESCRIPTION: Improve crosswalks in the intersections of Midtown.

	Prior	FY14	FY15	FY16	FY17	FY18	Total
FINANCING METHOD							
Paving Fund	55,965						55,965
Bond Proceeds							0
Sales Tax (1999 SPLOST)							0
Other							0
Balance Forward		55,965					
TOTAL	55,965	55,965	0	0	0	0	55,965
PROJECT COSTS							
Professional Services							0
Legal							0
Architect/Engineering							0
Appraisals/Negotiations							0
Construction		55,965					55,965
Land Acquisition							0
Furnishings & Equipment							0
TOTAL	0	55,965	0	0	0	0	55,965
BALANCE	55,965	0	0	0	0	0	0

BENEFIT TO THE COMMUNITY: Enhance the safety factor and improve the traffic flow of the area.

IMPACT ON OPERATING BUDGET: Provide an alternative source of funding therefore reducing the reliance of operating funds.

21072 MACON RD/FOREST RD HEAT ISLAND

PROJECT DESCRIPTION: Improve landscaping at the intersection of Macon Rd and Forest Rd.

	Prior	FY14	FY15	FY16	FY17	FY18	Total
FINANCING METHOD							
Paving Fund	15,000						15,000
Bond Proceeds							0
Sales Tax (1999 SPLOST)							0
Other							0
Balance Forward		2,590					
TOTAL	15,000	2,590	0	0	0	0	15,000
PROJECT COSTS							
Professional Services							0
Legal							0
Architect/Engineering							0
Appraisals/Negotiations							0
Construction	12,410	2,590					15,000
Land Acquisition							0
Furnishings & Equipment							0
TOTAL	12,410	2,590	0	0	0	0	15,000
BALANCE	2,590	0	0	0	0	0	0

BENEFIT TO THE COMMUNITY: Enhance the safety factor and improve the traffic flow of the area.

IMPACT ON OPERATING BUDGET: Provide an alternative source of funding therefore reducing the reliance of operating funds.

21073 LMIG FY13

PROJECT DESCRIPTION: Road improvements to Wooldridge Rd, Green Island Dr and Upatoi Lane.

	Prior	FY14	FY15	FY16	FY17	FY18	Total
FINANCING METHOD							
Paving Fund	1,521,471						1,521,471
Bond Proceeds							0
Sales Tax (2009 LOST)							0
Other							0
Balance Forward		1,241,032					
TOTAL	1,521,471	1,241,032	0	0	0	0	1,521,471
PROJECT COSTS							
Professional Services							0
Legal							0
Architect/Engineering							0
Appraisals/Negotiations							0
Construction	280,439	1,241,032					1,521,471
Land Acquisition							0
Furnishings & Equipment							0
TOTAL	280,439	1,241,032	0	0	0	0	1,521,471
BALANCE	1,241,032	0	0	0	0	0	0

BENEFIT TO THE COMMUNITY: Enhance the safety factor and improve the traffic flow of the area.

IMPACT ON OPERATING BUDGET: No impact on the FY14 operating budget.

21075 PASSENGER RAIL FEASIBILITY STUDY

PROJECT DESCRIPTION: This project is for funding for a study for the feasibility of a passenger rail between Columbus, Ga. and Atlanta, Ga.

	Prior	FY14	FY15	FY16	FY17	FY18	Total
FINANCING METHOD							
Paving Fund	350,000						350,000
Bond Proceeds							0
Sales Tax							0
Other							0
Balance Forward		318,513					
TOTAL	350,000	318,513	0	0	0	0	350,000
PROJECT COSTS							
Professional Services	31,487	318,513					350,000
Legal							0
Architect/Engineering							0
Appraisals/Negotiations							0
Construction							0
Land Acquisition							0
Furnishings & Equipment							0
TOTAL	31,487	318,513	0	0	0	0	350,000
BALANCE	318,513	0	0	0	0	0	0

BENEFIT TO THE COMMUNITY: Enhance the safety factor and improve the traffic flow of the area.

IMPACT ON OPERATING BUDGET: No impact on the FY14 operating budget.

21076 & 92010 SOUTH LUMPKIN RD

PROJECT DESCRIPTION: Road improvements to this area of Muscogee county.

	Prior	FY14	FY15	FY16	FY17	FY18	Total
FINANCING METHOD							
Paving Fund	1,215,000						1,215,000
Bond Proceeds							0
Sales Tax (2009 LOST)	722,000						722,000
Other							0
Balance Forward		1,937,000					
TOTAL	1,937,000	1,937,000	0	0	0	0	1,937,000
PROJECT COSTS							
Professional Services		10,000					10,000
Legal		10,000					10,000
Architect/Engineering		25,000					25,000
Appraisals/Negotiations							0
Construction		1,792,000					1,792,000
Land Acquisition		100,000					100,000
Furnishings & Equipment							0
TOTAL	0	1,937,000	0	0	0	0	1,937,000
BALANCE	1,937,000	0	0	0	0	0	0

BENEFIT TO THE COMMUNITY: Enhance the safety factor and improve the traffic flow of the area.

IMPACT ON OPERATING BUDGET: No impact on the FY14 operating budget.

21077/50314/53050 BRIDGE REPAIR/DESIGN

PROJECT DESCRIPTION: Design and repair bridges per Georgia DOT recommendations per the latest bridge inspection report.

	Prior	FY14	FY15	FY16	FY17	FY18	Total
FINANCING METHOD							
Paving Fund		750,000					750,000
Bond Proceeds							0
Sales Tax (1999 SPLOST)	1,161,713						1,161,713
Other							0
Balance Forward		417,051					
TOTAL	1,161,713	1,167,051	0	0	0	0	1,911,713
PROJECT COSTS							
Professional Services		10,000					10,000
Legal		10,000					10,000
Architect/Engineering	160,464	200,000					360,464
Appraisals/Negotiations	58,637	10,000					68,637
Construction	525,561	937,051					1,462,612
Land Acquisition							0
Furnishings & Equipment							0
TOTAL	744,662	1,167,051	0	0	0	0	1,911,713
BALANCE	417,051	0	0	0	0	0	0

BENEFIT TO THE COMMUNITY: Improved safety factor and quality of life for the citizens of Columbus.

IMPACT ON OPERATING BUDGET: Provides an alternative source of funding therefore reducing the reliance of operating funds.

21078 11th STREET BULB OUT

PROJECT DESCRIPTION: Improve the crosswalk at the intersection of 11th St and 3rd Ave.

	Prior	FY14	FY15	FY16	FY17	FY18	Total
FINANCING METHOD							
Paving Fund		75,000					75,000
Bond Proceeds							0
Sales Tax (1999 SPLOST)							0
Other							0
Balance Forward		0					
TOTAL	0	75,000	0	0	0	0	75,000
PROJECT COSTS							
Professional Services							0
Legal							0
Architect/Engineering		5,000					5,000
Appraisals/Negotiations							0
Construction		70,000					70,000
Land Acquisition							0
Furnishings & Equipment							0
TOTAL	0	75,000	0	0	0	0	75,000
BALANCE	0	0	0	0	0	0	0

BENEFIT TO THE COMMUNITY: Enhance the safety factor and improve the traffic flow of the area.

IMPACT ON OPERATING BUDGET: Provide an alternative source of funding therefore reducing the reliance of operating funds.

22912 RAILS TO TRAILS MAINTENANCE

PROJECT DESCRIPTION: This project is for maintenance of the walking/biking trails and a light transportation system in the downtown area of the city.

	Prior	FY14	FY15	FY16	FY17	FY18	Total
FINANCING METHOD							
General Fund	377,554						377,554
Bond Proceeds							0
Sales Tax (1999 SPLOST)							0
Other (ARRA)							0
Balance Forward		377,554					
TOTAL	377,554	377,554	0	0	0	0	377,554
PROJECT COSTS							
Professional Services							0
Legal							0
Architect/Engineering							0
Appraisal/Negotiation							0
Construction		377,554					377,554
Land Acquisition							0
Furnishings & Equipment							0
TOTAL	0	377,554	0	0	0	0	377,554
BALANCE	377,554	0	0	0	0	0	0

BENEFIT TO THE COMMUNITY: The project will provide maintenance to the park and improved quality of life through increased recreational activities and opportunities for the citizens of Columbus and surrounding areas, as well as additional mass transportation.

IMPACT ON OPERATING BUDGET: No impact on the FY14 operating budget.

40209 & 50608 CUSSETA RD PED BRIDGE EZONE

PROJECT DESCRIPTION: The project is going to repair the Cusseta Rd Bridge that is located in an enterprise zone.

	Prior	FY14	FY15	FY16	FY17	FY18	Total
FINANCING METHOD							
General Fund							0
Bond Proceeds	454,126						454,126
Sales Tax (1999 SPLOST)	820,000						820,000
Other							0
Balance Forward		1,234,201					
TOTAL	1,274,126	1,234,201	0	0	0	0	1,274,126
PROJECT COSTS							
Professional Services							0
Legal							0
Architect/Engineering	39,925						39,925
Appraisal/Negotiation							0
Construction		1,234,201					1,234,201
Land Acquisition							0
Furnishings & Equipment							0
TOTAL	39,925	1,234,201	0	0	0	0	1,274,126
BALANCE	1,234,201	0	0	0	0	0	0

BENEFIT TO THE COMMUNITY: This project provides a remodeled bridge that is on a walkway that citizens will use to get to home, work and school.

IMPACT ON OPERATING BUDGET: No impact on the FY14 operating budget.

40220 PARKING GARAGE - TRADE CENTER

PROJECT DESCRIPTION: This project consists of the construction and equipping of a parking garage to be operated and maintained by the Consolidated Government. The garage will have spaces for approximately 300 vehicles and will be located in Downtown Columbus.

	Prior	FY14	FY15	FY16	FY17	FY18	Total
FINANCING METHOD							
Paving Fund							0
Bond Proceeds	3,500,000						3,500,000
Sales Tax							0
Other							0
Balance Forward		3,499,709					
TOTAL	3,500,000	3,499,709	0	0	0	0	3,500,000
PROJECT COSTS							
Professional Services							0
Legal							0
Architect/Engineering	291	749,709					750,000
Appraisals/Negotiations							0
Construction		2,750,000					2,750,000
Land Acquisition							0
Furnishings & Equipment							0
TOTAL	291	3,499,709	0	0	0	0	3,500,000
BALANCE	3,499,709	0	0	0	0	0	0

BENEFIT TO THE COMMUNITY: In conjunction with other projects in the Uptown Business District, the parking garage will provide parking for patrons and tourists visiting the City of Columbus. This type of project will have a positive impact on the perceived quality of life and is important in attracting new industry to the area.

IMPACT ON OPERATING BUDGET: No impact on the FY14 operating budget.

50313 RAILROAD CROSSING IMPROVEMENTS

PROJECT DESCRIPTION: Improve and renovate four railroad crossings per year.

	Prior	FY14	FY15	FY16	FY17	FY18	Total
FINANCING METHOD							
Paving Fund							0
Bond Proceeds							0
Sales Tax (1999 SPLOST)	911,074						911,074
Other							0
Balance Forward		264,824					
TOTAL	911,074	264,824	0	0	0	0	911,074
PROJECT COSTS							
Professional Services							0
Legal							0
Architect/Engineering							0
Appraisals/Negotiations							0
Construction	646,250	264,824					911,074
Land Acquisition							0
Furnishings & Equipment							0
TOTAL	646,250	264,824	0	0	0	0	911,074
BALANCE	264,824	0	0	0	0	0	0

BENEFIT TO THE COMMUNITY: Improved quality of life for citizens of Columbus.

IMPACT ON OPERATING BUDGET: Provide an alternative source of funding therefore reducing the reliance of operating funds. Reduced maintenance costs for the Public Services Department and reduced liability costs for the City.

50319 VETERANS PARKWAY/COOPER CREEK

PROJECT DESCRIPTION: Improve road at the intersection of Veterans Parkway and Cooper Creek.

	Prior	FY14	FY15	FY16	FY17	FY18	Total
FINANCING METHOD							
Paving Fund							0
Bond Proceeds							0
Sales Tax (1999 SPLOST)	2,421,649						2,421,649
Other							0
Balance Forward		79,372					
TOTAL	2,421,649	79,372	0	0	0	0	2,421,649
PROJECT COSTS							
Professional Services							0
Legal	129,000						129,000
Architect/Engineering	448,603						448,603
Appraisals/Negotiations	300,545						300,545
Construction	1,460,639	79,372					1,540,011
Land Acquisition	3,490						3,490
Furnishings & Equipment							0
TOTAL	2,342,277	79,372	0	0	0	0	2,421,649
BALANCE	79,372	0	0	0	0	0	0

BENEFIT TO THE COMMUNITY: Enhance the safety factor and improve the traffic flow of the area.

IMPACT ON OPERATING BUDGET: Provide an alternative source of funding therefore reducing the reliance of operating funds.

50606/82057/83001 FT BENNING RD/BRENNAN RD

PROJECT DESCRIPTION: Road improvements to this area of Muscogee county.

	Prior	FY14	FY15	FY16	FY17	FY18	Total
FINANCING METHOD							
Paving Fund							0
Bond Proceeds	2,300,000						2,300,000
Sales Tax (1999 SPLOST)	2,000,000						2,000,000
Other							0
Balance Forward		3,902,639					
TOTAL	4,300,000	3,902,639	0	0	0	0	4,300,000
PROJECT COSTS							
Professional Services	325						325
Legal		10,000					10,000
Architect/Engineering	396,146						396,146
Appraisals/Negotiations		10,000					10,000
Construction	890	3,782,639					3,783,529
Land Acquisition		100,000					100,000
Furnishings & Equipment							0
TOTAL	397,361	3,902,639	0	0	0	0	4,300,000
BALANCE	3,902,639	0	0	0	0	0	0

BENEFIT TO THE COMMUNITY: Enhances the safety factor and improves the traffic flow of the area.

IMPACT ON OPERATING BUDGET: Provides an alternative source of funding therefore reducing the reliance of operating funds.

50820 CLEAN AIR BUSES

PROJECT DESCRIPTION: Research, study and purchase the most effective form of clean diesel and/or environmentally friendly buses.

	Prior	FY14	FY15	FY16	FY17	FY18	Total
FINANCING METHOD							
Paving Fund							0
Bond Proceeds							0
Sales Tax (1999 SPLOST)	3,433,757						3,433,757
Other							0
Balance Forward		31,294					
TOTAL	3,433,757	31,294	0	0	0	0	3,433,757
PROJECT COSTS							
Professional Services							0
Legal							0
Architect/Engineering							0
Appraisals/Negotiations							0
Construction							0
Land Acquisition							0
Buses & Equipment	3,402,463	31,294					3,433,757
TOTAL	3,402,463	31,294	0	0	0	0	3,433,757
BALANCE	31,294	0	0	0	0	0	0

BENEFIT TO THE COMMUNITY: Improved quality of life for the citizens of Columbus.

IMPACT ON OPERATING BUDGET: Provide an alternative source of funding therefore reducing the reliance of operating funds.

53008/53009/82052 FOREST RD: WOODRUFF FARM TO SCHATULGA RD

PROJECT DESCRIPTION: Widen and reconstruct 1.9 miles of existing two lanes to four lanes with left turn lanes at major intersections.

	Prior	FY14	FY15	FY16	FY17	FY18	Total
FINANCING METHOD							
Paving Fund							0
Bond Proceeds	2,722,867						2,722,867
Sales Tax (1999 SPLOST)	3,839,829						3,839,829
Other							0
Balance Forward		5,278,501					
TOTAL	6,562,696	5,278,501	0	0	0	0	6,562,696
PROJECT COSTS							
Professional Services	75,250	10,000					85,250
Legal		10,000					10,000
Architect/Engineering	944,144	50,000					994,144
Appraisals/Negotiations	211,239						211,239
Construction		5,108,501					5,108,501
Land Acquisition	53,562	100,000					153,562
Furnishings & Equipment							0
TOTAL	1,284,195	5,278,501	0	0	0	0	6,562,696
BALANCE	5,278,501	0	0	0	0	0	0

BENEFIT TO THE COMMUNITY: Enhance the safety factor and improve the traffic flow of the area.

IMPACT ON OPERATING BUDGET: Provides an alternative source of funding therefore reducing the reliance of operating funds.

53010 WHITTLESEY RD: WHITESVILLE TO VETERANS PARKWAY

PROJECT DESCRIPTION: Widen and reconstruct 0.67 miles of existing two lanes to four lanes with left turn lanes at major intersections.

	Prior	FY14	FY15	FY16	FY17	FY18	Total
FINANCING METHOD							
Paving Fund							0
Bond Proceeds							0
Sales Tax (1999 SPLOST)	4,022,181						4,022,181
Other							0
Balance Forward		711,841					
TOTAL	4,022,181	711,841	0	0	0	0	4,022,181
PROJECT COSTS							
Professional Services	16,400						16,400
Legal	5,545						5,545
Architect/Engineering	1,302,347						1,302,347
Appraisals/Negotiations	71,380						71,380
Construction	1,414,475	711,841					2,126,316
Land Acquisition	380,193						380,193
Furnishings & Equipment	120,000						120,000
TOTAL	3,310,340	711,841	0	0	0	0	4,022,181
BALANCE	711,841	0	0	0	0	0	0

BENEFIT TO THE COMMUNITY: Enhances the safety factor and improves the traffic flow of the area.

IMPACT ON OPERATING BUDGET: Provides an alternative source of funding therefore reducing the reliance of operating funds.

53018 RIVER RD/ BRADLEY PARK/JR ALLEN IMPROVEMENTS

PROJECT DESCRIPTION: Road improvements to this area of Muscogee county.

	Prior	FY14	FY15	FY16	FY17	FY18	Total
FINANCING METHOD							
Paving Fund							0
Bond Proceeds							0
Sales Tax (1999 SPLOST)	1,264,300						1,264,300
Other							0
Balance Forward		1,133,859					
TOTAL	1,264,300	1,133,859	0	0	0	0	1,264,300
PROJECT COSTS							
Professional Services							0
Legal	2,750						2,750
Architect/Engineering	127,691	156,909					284,600
Appraisals/Negotiations							0
Construction		976,950					976,950
Land Acquisition							0
Furnishings & Equipment							0
TOTAL	130,441	1,133,859	0	0	0	0	1,264,300
BALANCE	1,133,859	0	0	0	0	0	0

BENEFIT TO THE COMMUNITY: Enhances the safety factor and improves the traffic flow of the area.

IMPACT ON OPERATING BUDGET: Provides an alternative source of funding therefore reducing the reliance of operating funds.

53019 VETERANS/DOUBLE CHURCHES RD IMPROVEMENTS

PROJECT DESCRIPTION: Road improvements to this area of Muscogee county.

	Prior	FY14	FY15	FY16	FY17	FY18	Total
FINANCING METHOD							
Paving Fund							0
Bond Proceeds							0
Sales Tax (1999 SPLOST)	2,348,529						2,348,529
Other							0
Balance Forward		1,954,521					
TOTAL	2,348,529	1,954,521	0	0	0	0	2,348,529
PROJECT COSTS							
Professional Services	29,325						29,325
Legal							0
Architect/Engineering	74,185	5,899					80,084
Appraisals/Negotiations							0
Construction	278,694	1,948,622					2,227,316
Land Acquisition	11,804						11,804
Furnishings & Equipment							0
TOTAL	394,008	1,954,521	0	0	0	0	2,348,529
BALANCE	1,954,521	0	0	0	0	0	0

BENEFIT TO THE COMMUNITY: Enhances the safety factor and improves the traffic flow of the area.

IMPACT ON OPERATING BUDGET: Provides an alternative source of funding therefore reducing the reliance of operating funds.

53020 NORTHSTAR/ST. MARYS RD IMPROVEMENTS

PROJECT DESCRIPTION: Road improvements to this area of Muscogee county.

	Prior	FY14	FY15	FY16	FY17	FY18	Total
FINANCING METHOD							
Paving Fund							0
Bond Proceeds							0
Sales Tax (1999 SPLOST)	700,000						700,000
Other							0
Balance Forward		689,000					
TOTAL	700,000	689,000	0	0	0	0	700,000
PROJECT COSTS							
Professional Services							0
Legal							0
Architect/Engineering	11,000	21,100					32,100
Appraisals/Negotiations							0
Construction		667,900					667,900
Land Acquisition							0
Furnishings & Equipment							0
TOTAL	11,000	689,000	0	0	0	0	700,000
BALANCE	689,000	0	0	0	0	0	0

BENEFIT TO THE COMMUNITY: Enhances the safety factor and improves the traffic flow of the area.

IMPACT ON OPERATING BUDGET: Provides an alternative source of funding therefore reducing the reliance of operating funds.

53023 & 82051 MOON ROAD PHASE I: WILBUR/WHITTLESEY

PROJECT DESCRIPTION: Road improvements to this area of Muscogee county.

	Prior	FY14	FY15	FY16	FY17	FY18	Total
FINANCING METHOD							
Paving Fund							0
Bond Proceeds	6,400,000						6,400,000
Sales Tax (1999 SPLOST)	1,022,522						1,022,522
Other							0
Balance Forward		6,408,763					
TOTAL	7,422,522	6,408,763	0	0	0	0	7,422,522
PROJECT COSTS							
Professional Services	188,382	10,000					198,382
Legal	99,393	10,000					109,393
Architect/Engineering	87,420	25,000					112,420
Appraisals/Negotiations	29,903	10,000					39,903
Construction	221,350	6,227,344					6,448,694
Land Acquisition	387,311	126,419					513,730
Furnishings & Equipment							0
TOTAL	1,013,759	6,408,763	0	0	0	0	7,422,522
BALANCE	6,408,763	0	0	0	0	0	0

BENEFIT TO THE COMMUNITY: Enhances the safety factor and improves the traffic flow of the area.

IMPACT ON OPERATING BUDGET: Provides an alternative source of funding therefore reducing the reliance of operating funds.

53024 MOON ROAD PHASE III

PROJECT DESCRIPTION: Road improvements to this area of Muscogee county.

	Prior	FY14	FY15	FY16	FY17	FY18	Total
FINANCING METHOD							
Paving Fund							0
Bond Proceeds							0
Sales Tax (1999 SPLOST)	3,156,484						3,156,484
Other							0
Balance Forward		123,443					
TOTAL	3,156,484	123,443	0	0	0	0	3,156,484
PROJECT COSTS							
Professional Services							0
Legal	7,854	10,000					17,854
Architect/Engineering	26,558	20,000					46,558
Appraisals/Negotiations							0
Construction	2,649,581	93,443					2,743,024
Land Acquisition	349,048						349,048
Furnishings & Equipment							0
TOTAL	3,033,041	123,443	0	0	0	0	3,156,484
BALANCE	123,443	0	0	0	0	0	0

BENEFIT TO THE COMMUNITY: Enhances the safety factor and improves the traffic flow of the area.

IMPACT ON OPERATING BUDGET: Provides an alternative source of funding therefore reducing the reliance of operating funds.

53029 HUBBARD ROAD BRIDGE

PROJECT DESCRIPTION: Bridge improvements to this area of Muscogee county.

	Prior	FY14	FY15	FY16	FY17	FY18	Total
FINANCING METHOD							
Paving Fund							0
Bond Proceeds							0
Sales Tax (1999 SPLOST)	217,167						217,167
Other							0
Balance Forward		301					
TOTAL	217,167	301	0	0	0	0	217,167
PROJECT COSTS							
Professional Services							0
Legal							0
Architect/Engineering	216,803	301					217,104
Appraisals/Negotiations							0
Construction	63						63
Land Acquisition							0
Furnishings & Equipment							0
TOTAL	216,866	301	0	0	0	0	217,167
BALANCE	301	0	0	0	0	0	0

BENEFIT TO THE COMMUNITY: Enhances the safety factor of the area.

IMPACT ON OPERATING BUDGET: Provides an alternative source of funding therefore reducing the reliance of operating funds.

53033 18TH AVE./GARRARD ST ROUNDABOUT

PROJECT DESCRIPTION: Realign 18th Ave. and Garrard St. with a new roundabout.

	Prior	FY14	FY15	FY16	FY17	FY18	Total
FINANCING METHOD							
Paving Fund							0
Bond Proceeds							0
Sales Tax (1999 SPLOST)	535,000						535,000
Other							0
Balance Forward		14,711					
TOTAL	535,000	14,711	0	0	0	0	535,000
PROJECT COSTS							
Professional Services							0
Legal							0
Architect/Engineering	118,164						118,164
Appraisals/Negotiations							0
Construction	402,125	14,711					416,836
Land Acquisition							0
Furnishings & Equipment							0
TOTAL	520,289	14,711	0	0	0	0	535,000
BALANCE	14,711	0	0	0	0	0	0

BENEFIT TO THE COMMUNITY: Enhance the safety factor and improve the traffic flow of the area.

IMPACT ON OPERATING BUDGET: No impact on the FY14 operating budget.

53035 PEDESTRIAN BRIDGES

PROJECT DESCRIPTION: This project is for repairing and creating a Pedestrian Bridge.

	Prior	FY14	FY15	FY16	FY17	FY18	Total
FINANCING METHOD							
Paving Fund							0
Bond Proceeds							0
Sales Tax (1999 SPLOST)	825,000						825,000
Other							0
Balance Forward		506,834					
TOTAL	825,000	506,834	0	0	0	0	825,000
PROJECT COSTS							
Professional Services							0
Legal							0
Architect/Engineering	19,900						19,900
Appraisals/Negotiations							0
Construction	298,266	506,834					805,100
Land Acquisition							0
Furnishings & Equipment							0
TOTAL	318,166	506,834	0	0	0	0	825,000
BALANCE	506,834	0	0	0	0	0	0

BENEFIT TO THE COMMUNITY: Will allow the City to meet the Georgia Department of Transportation schedule of projects on providing a safer, more efficient transportation network

IMPACT ON OPERATING BUDGET: Provide an alternative source of funding therefore reducing the reliance of operating funds.

53036 WILLIAMS ROAD STUDY

PROJECT DESCRIPTION: This project is for funding for a study for the improvement of Williams Road.

	Prior	FY14	FY15	FY16	FY17	FY18	Total
FINANCING METHOD							
Paving Fund							0
Bond Proceeds							0
Sales Tax (1999 SPLOST)	50,000						50,000
Other							0
Balance Forward		8,593					
TOTAL	50,000	8,593	0	0	0	0	50,000
PROJECT COSTS							
Professional Services							0
Legal							0
Architect/Engineering	41,407	8,593					50,000
Appraisals/Negotiations							0
Construction							0
Land Acquisition							0
Furnishings & Equipment							0
TOTAL	41,407	8,593	0	0	0	0	50,000
BALANCE	8,593	0	0	0	0	0	0

BENEFIT TO THE COMMUNITY: Enhance the safety factor and improve the traffic flow of the area.

IMPACT ON OPERATING BUDGET: No impact on the FY14 operating budget.

53038 MTP-UTILITY INFRASTRUCTURE

PROJECT DESCRIPTION: Road improvements to this area of Muscogee county.

	Prior	FY14	FY15	FY16	FY17	FY18	Total
FINANCING METHOD							
Paving Fund							0
Bond Proceeds							0
Sales Tax (1999 SPLOST)	750,000						750,000
Other							0
Balance Forward		857					
TOTAL	750,000	857	0	0	0	0	750,000
PROJECT COSTS							
Professional Services							0
Legal							0
Architect/Engineering	627						627
Appraisals/Negotiations							0
Construction	748,516	857					749,373
Land Acquisition							0
Furnishings & Equipment							0
TOTAL	749,143	857	0	0	0	0	750,000
BALANCE	857	0	0	0	0	0	0

BENEFIT TO THE COMMUNITY: Enhances the safety factor and improves the traffic flow of the area.

IMPACT ON OPERATING BUDGET: Provides an alternative source of funding therefore reducing the reliance of operating funds.

53039 EDGEWOOD ROAD BRIDGE

PROJECT DESCRIPTION: Bridge improvements to this area of Muscogee county.

	Prior	FY14	FY15	FY16	FY17	FY18	Total
FINANCING METHOD							
Paving Fund							0
Bond Proceeds							0
Sales Tax (1999 SPLOST)	270,000						270,000
Other							0
Balance Forward		256,968					
TOTAL	270,000	256,968	0	0	0	0	270,000
PROJECT COSTS							
Professional Services							0
Legal							0
Architect/Engineering	13,032						13,032
Appraisals/Negotiations							0
Construction		256,968					256,968
Land Acquisition							0
Furnishings & Equipment							0
TOTAL	13,032	256,968	0	0	0	0	270,000
BALANCE	256,968	0	0	0	0	0	0

BENEFIT TO THE COMMUNITY: Enhances the safety factor and improves the traffic flow of the area.

IMPACT ON OPERATING BUDGET: Provides an alternative source of funding therefore reducing the reliance of operating funds.

53044/82059/92011 WILLIAMS RD

PROJECT DESCRIPTION: Road improvements to this area of Muscogee county.

	Prior	FY14	FY15	FY16	FY17	FY18	Total
FINANCING METHOD							
Paving Fund							0
Bond Proceeds	1,500,000						1,500,000
Sales Tax (2009 LOST)	537,694						537,694
Sales Tax (1999 SPLOST)	662,296						662,296
Balance Forward		2,699,990					
TOTAL	2,699,990	2,699,990	0	0	0	0	2,699,990
PROJECT COSTS							
Professional Services		50,000					50,000
Legal		50,000					50,000
Architect/Engineering		200,000					200,000
Appraisals/Negotiations		50,000					50,000
Construction		2,329,990					2,329,990
Land Acquisition		20,000					20,000
Furnishings & Equipment							0
TOTAL	0	2,699,990	0	0	0	0	2,699,990
BALANCE	2,699,990	0	0	0	0	0	0

BENEFIT TO THE COMMUNITY: Enhance the safety factor and improve the traffic flow of the area.

IMPACT ON OPERATING BUDGET: No impact on the FY14 operating budget.

53045 MARTIN LUTHER KING

PROJECT DESCRIPTION: This project is for enhancement of one of the major street arteries of the City of Columbus Martin Luther King Blvd that is adjoined to Buena Vista Rd.

	Prior	FY14	FY15	FY16	FY17	FY18	Total
FINANCING METHOD							
Paving Fund							0
Bond Proceeds							0
Sales Tax (1999 SPLOST)	250,000						250,000
Other							0
Balance Forward		250,000					
TOTAL	250,000	250,000	0	0	0	0	250,000
PROJECT COSTS							
Professional Services		10,000					10,000
Legal		10,000					10,000
Architect/Engineering		75,000					75,000
Appraisals/Negotiations		10,000					10,000
Construction		125,000					125,000
Land Acquisition		20,000					20,000
Furnishings & Equipment							0
TOTAL	0	250,000	0	0	0	0	250,000
BALANCE	250,000	0	0	0	0	0	0

BENEFIT TO THE COMMUNITY: Will allow the City to meet the Georgia Department of Transportation schedule of projects on providing a safer, more efficient transportation network

IMPACT ON OPERATING BUDGET: Provide an alternative source of funding therefore reducing the reliance of operating funds.

53046 & 92009 FLAT ROCK ROAD

PROJECT DESCRIPTION: This project is for funding for the improvement of Flat Rock Road Traffic in Muscogee County.

	Prior	FY14	FY15	FY16	FY17	FY18	Total
FINANCING METHOD							
Paving Fund							0
General Fund							0
Bond Proceeds							0
Sales Tax (2009 LOST)	50,000						50,000
Sales Tax (1999 SPLOST)	150,000						150,000
Balance Forward		200,000					
TOTAL	200,000	200,000	0	0	0	0	200,000
PROJECT COSTS							
Professional Services		150,000					150,000
Legal							0
Architect/Engineering		50,000					50,000
Appraisals/Negotiations							0
Construction							0
Land Acquisition							0
Furnishings & Equipment							0
TOTAL	0	200,000	0	0	0	0	200,000
BALANCE	200,000	0	0	0	0	0	0

BENEFIT TO THE COMMUNITY: The project will improve traffic operations and reduce the number of accidents throughout the City.

IMPACT ON OPERATING BUDGET: Provide an alternative source of funding therefore reducing the reliance of operating funds.

53047 GIDDEN ROAD ALIGNMENT

PROJECT DESCRIPTION: Road improvements to this area of Muscogee county.

	Prior	FY14	FY15	FY16	FY17	FY18	Total
FINANCING METHOD							
Paving Fund							0
Bond Proceeds							0
Sales Tax (1999 SPLOST)	475,000						475,000
Other							0
Balance Forward		475,000					
TOTAL	475,000	475,000	0	0	0	0	475,000
PROJECT COSTS							
Professional Services							0
Legal							0
Architect/Engineering		50,000					50,000
Appraisals/Negotiations							0
Construction		425,000					425,000
Land Acquisition							0
Furnishings & Equipment							0
TOTAL	0	475,000	0	0	0	0	475,000
BALANCE	475,000	0	0	0	0	0	0

BENEFIT TO THE COMMUNITY: Enhances the safety factor and improves the traffic flow of the area.

IMPACT ON OPERATING BUDGET: Provides an alternative source of funding therefore reducing the reliance of operating funds.

53048 DILLINGHAM ST PATH

PROJECT DESCRIPTION: Improve crosswalks and intersections at Dillingham St.

	Prior	FY14	FY15	FY16	FY17	FY18	Total
FINANCING METHOD							
Paving Fund							0
Bond Proceeds							0
Sales Tax (1999 SPLOST)	100,000						100,000
Other							0
Balance Forward		100,000					
TOTAL	100,000	100,000	0	0	0	0	100,000
PROJECT COSTS							
Professional Services							0
Legal							0
Architect/Engineering							0
Appraisals/Negotiations							0
Construction		100,000					100,000
Land Acquisition							0
Furnishings & Equipment							0
TOTAL	0	100,000	0	0	0	0	100,000
BALANCE	100,000	0	0	0	0	0	0

BENEFIT TO THE COMMUNITY: Enhance the safety factor and improve the traffic flow of the area.

IMPACT ON OPERATING BUDGET: Provide an alternative source of funding therefore reducing the reliance of operating funds.

53049 UNPAVED STREETS

PROJECT DESCRIPTION: Road improvements to unpaved streets within Muscogee county.

	Prior	FY14	FY15	FY16	FY17	FY18	Total
FINANCING METHOD							
Paving Fund							0
Bond Proceeds							0
Sales Tax (1999 SPLOST)	50,000						50,000
Other							0
Balance Forward		50,000					
TOTAL	50,000	50,000	0	0	0	0	50,000
PROJECT COSTS							
Professional Services							0
Legal							0
Architect/Engineering							0
Appraisals/Negotiations							0
Construction		50,000					50,000
Land Acquisition							0
Furnishings & Equipment							0
TOTAL	0	50,000	0	0	0	0	50,000
BALANCE	50,000	0	0	0	0	0	0

BENEFIT TO THE COMMUNITY: Enhances the safety factor and improves the traffic flow of the area.

IMPACT ON OPERATING BUDGET: Provides an alternative source of funding therefore reducing the reliance of operating funds.

53051 BROADWAY REHABILITATION

PROJECT DESCRIPTION: This project is for the rehabilitation of Broadway.

	Prior	FY14	FY15	FY16	FY17	FY18	Total
FINANCING METHOD							
Paving Fund							0
Bond Proceeds							0
Sales Tax (1999 SPLOST)	500,000						500,000
Other							0
Balance Forward		500,000					
TOTAL	500,000	500,000	0	0	0	0	500,000
PROJECT COSTS							
Professional Services							0
Legal							0
Architect/Engineering		10,000					10,000
Appraisals/Negotiations							0
Construction		490,000					490,000
Land Acquisition							0
Furnishings & Equipment							0
TOTAL	0	500,000	0	0	0	0	500,000
BALANCE	500,000	0	0	0	0	0	0

BENEFIT TO THE COMMUNITY: Will allow the City to meet the Georgia Department of Transportation schedule of projects on providing a safer, more efficient transportation network

IMPACT ON OPERATING BUDGET: Provide an alternative source of funding therefore reducing the reliance of operating funds.

53052 ONE WAY TO TWO WAY CONVERSION

PROJECT DESCRIPTION: Road improvements to convert one way street to two way streets.

	Prior	FY14	FY15	FY16	FY17	FY18	Total
FINANCING METHOD							
Paving Fund							0
Bond Proceeds							0
Sales Tax (1999 SPLOST)	500,000						500,000
Other							0
Balance Forward		500,000					
TOTAL	500,000	500,000	0	0	0	0	500,000
PROJECT COSTS							
Professional Services							0
Legal							0
Architect/Engineering		50,000					50,000
Appraisals/Negotiations							0
Construction		450,000					450,000
Land Acquisition							0
Furnishings & Equipment							0
TOTAL	0	500,000	0	0	0	0	500,000
BALANCE	500,000	0	0	0	0	0	0

BENEFIT TO THE COMMUNITY: Enhances the safety factor and improves the traffic flow of the area.

IMPACT ON OPERATING BUDGET: Provides an alternative source of funding therefore reducing the reliance of operating funds.

53053 SOUTH LUMPKIN RD PED BRIDGE

PROJECT DESCRIPTION: The project is going to repair the South Lumpkin Rd Bridge.

	Prior	FY14	FY15	FY16	FY17	FY18	Total
FINANCING METHOD							
General Fund							0
Bond Proceeds							0
Sales Tax (1999 SPLOST)	300,000						300,000
Other							0
Balance Forward		300,000					
TOTAL	300,000	300,000	0	0	0	0	300,000
PROJECT COSTS							
Professional Services							0
Legal							0
Architect/Engineering							0
Appraisal/Negotiation							0
Construction		300,000					300,000
Land Acquisition							0
Furnishings & Equipment							0
TOTAL	0	300,000	0	0	0	0	300,000
BALANCE	300,000	0	0	0	0	0	0

BENEFIT TO THE COMMUNITY: This project provides a remodeled bridge that is on a walkway that citizens will use to get to home, work and school.

IMPACT ON OPERATING BUDGET: No impact on the FY14 operating budget.

82006 CSC ROAD

PROJECT DESCRIPTION: Road improvements to this area of Muscogee county.

	Prior	FY14	FY15	FY16	FY17	FY18	Total
FINANCING METHOD							
Paving Fund							0
Bond Proceeds	700,000						700,000
Sales Tax							0
Other							0
Balance Forward		162,672					
TOTAL	700,000	162,672	0	0	0	0	700,000
PROJECT COSTS							
Professional Services							0
Legal							0
Architect/Engineering	91,725						91,725
Appraisals/Negotiations							0
Construction	445,603	162,672					608,275
Land Acquisition							0
Furnishings & Equipment							0
TOTAL	537,328	162,672	0	0	0	0	700,000
BALANCE	162,672	0	0	0	0	0	0

BENEFIT TO THE COMMUNITY: Enhances the safety factor and improves the traffic flow of the area.

IMPACT ON OPERATING BUDGET: Provides an alternative source of funding therefore reducing the reliance of operating funds.

FY14 TOTAL

82050 ROADS/STREET RESURFACING

PROJECT DESCRIPTION: This project consists of the resurfacing and/or reconstruction of local roads, streets, and/or bridges in Muscogee County.

	Prior	FY14	FY15	FY16	FY17	FY18	Total
FINANCING METHOD							
Paving Fund							0
Bond Proceeds	404,314						404,314
Sales Tax							0
Other							0
Balance Forward		404,314					
TOTAL	404,314	404,314	0	0	0	0	404,314
PROJECT COSTS							
Professional Services							0
Legal							0
Architect/Engineering							0
Appraisals/Negotiations							0
Construction		404,314					404,314
Land Acquisition							0
Furnishings & Equipment							0
TOTAL	0	404,314	0	0	0	0	404,314
BALANCE	404,314	0	0	0	0	0	0

BENEFIT TO THE COMMUNITY: Will allow the City to meet the Georgia Department of Transportation schedule of projects in providing a safer, more efficient transportation

IMPACT ON OPERATING BUDGET: By programming matching funds, the City is able to take advantage of State funds that become available throughout the year for repairs. No operating impact.

82053 FOREST ROAD BRIDGE: BULL CREEK

PROJECT DESCRIPTION: Repair and reconstruct bridge.

	Prior	FY14	FY15	FY16	FY17	FY18	Total
FINANCING METHOD							
Paving Fund							0
Bond Proceeds	1,809,360						1,809,360
Sales Tax							0
Other							0
Balance Forward		1,621,816					
TOTAL	1,809,360	1,621,816	0	0	0	0	1,809,360
PROJECT COSTS							
Professional Services	12,540	10,000					22,540
Legal	4,550	10,000					14,550
Architect/Engineering	104,764	44,000					148,764
Appraisals/Negotiations	1,000	10,000					11,000
Construction		1,447,816					1,447,816
Land Acquisition	64,690	100,000					164,690
Furnishings & Equipment							0
TOTAL	187,544	1,621,816	0	0	0	0	1,809,360
BALANCE	1,621,816	0	0	0	0	0	0

BENEFIT TO THE COMMUNITY: Enhance the safety factor and improve the traffic flow of the area.

IMPACT ON OPERATING BUDGET: Provides an alternative source of funding therefore reducing the reliance of operating funds.

82054 FOREST ROAD BRIDGE: COOPER CREEK

PROJECT DESCRIPTION: Repair and reconstruct bridge.

	Prior	FY14	FY15	FY16	FY17	FY18	Total
FINANCING METHOD							
Paving Fund							0
Bond Proceeds	1,867,773						1,867,773
Sales Tax							0
Other							0
Balance Forward		1,729,766					
TOTAL	1,867,773	1,729,766	0	0	0	0	1,867,773
PROJECT COSTS							
Professional Services	14,970						14,970
Legal	5,339	10,000					15,339
Architect/Engineering	71,033	77,000					148,033
Appraisals/Negotiations	1,000	10,000					11,000
Construction		1,582,766					1,582,766
Land Acquisition	45,665	50,000					95,665
Furnishings & Equipment							0
TOTAL	138,007	1,729,766	0	0	0	0	1,867,773
BALANCE	1,729,766	0	0	0	0	0	0

BENEFIT TO THE COMMUNITY: Enhance the safety factor and improve the traffic flow of the area.

IMPACT ON OPERATING BUDGET: Provides an alternative source of funding therefore reducing the reliance of operating funds.

92001 LOST ROADS AND INFRASTRUCTURE

PROJECT DESCRIPTION: Road improvements throughout Muscogee county.

	Prior	FY14	FY15	FY16	FY17	FY18	Total
FINANCING METHOD							
Paving Fund							0
Bond Proceeds							0
Sales Tax (2009 LOST)	10,444,685	2,542,601					12,987,286
Other							0
Balance Forward		2,648,994					
TOTAL	10,444,685	5,191,595	0	0	0	0	12,987,286
PROJECT COSTS							
Professional Services							0
Legal							0
Architect/Engineering	21,830						21,830
Appraisals/Negotiations							0
Construction	7,773,861	5,191,595					12,965,456
Land Acquisition							0
Furnishings & Equipment							0
TOTAL	7,795,691	5,191,595	0	0	0	0	12,987,286
BALANCE	2,648,994	0	0	0	0	0	0

BENEFIT TO THE COMMUNITY: Enhances the safety factor and improves the traffic flow.

IMPACT ON OPERATING BUDGET: Provides an alternative source of funding therefore reducing the reliance of operating funds.

92002 LOST BROWN AVENUE BRIDGE

PROJECT DESCRIPTION: Bridge improvements on Brown Avenue Bridge.

	Prior	FY14	FY15	FY16	FY17	FY18	Total
FINANCING METHOD							
Paving Fund							0
Bond Proceeds							0
Sales Tax (2009 LOST)	262,296	100,000					362,296
Other							0
Balance Forward		0					
TOTAL	262,296	100,000	0	0	0	0	362,296
PROJECT COSTS							
Professional Services	26,180	20,000					46,180
Legal	23,321	10,000					33,321
Architect/Engineering		70,000					70,000
Appraisals/Negotiations	4,795						4,795
Construction	96,307						96,307
Land Acquisition	111,693						111,693
Furnishings & Equipment							0
TOTAL	262,296	100,000	0	0	0	0	362,296
BALANCE	0	0	0	0	0	0	0

BENEFIT TO THE COMMUNITY: Enhances the safety factor and improves the traffic flow.

IMPACT ON OPERATING BUDGET: Provides an alternative source of funding therefore reducing the reliance of operating funds.

92004 ST ELMO BRIDGE

PROJECT DESCRIPTION: Bridge improvements to this area of Muscogee county.

	Prior	FY14	FY15	FY16	FY17	FY18	Total
FINANCING METHOD							
Paving Fund							0
Bond Proceeds							0
Sales Tax (2009 LOST)	20,000						20,000
Other							0
Balance Forward		500					
TOTAL	20,000	500	0	0	0	0	20,000
PROJECT COSTS							
Professional Services							0
Legal							0
Architect/Engineering							0
Appraisals/Negotiations							0
Construction	19,500	500					20,000
Land Acquisition							0
Furnishings & Equipment							0
TOTAL	19,500	500	0	0	0	0	20,000
BALANCE	500	0	0	0	0	0	0

BENEFIT TO THE COMMUNITY: Enhances the safety factor and improves the traffic flow of the area.

IMPACT ON OPERATING BUDGET: Provides an alternative source of funding therefore reducing the reliance of operating funds.

92005 CEMETERY ROAD RESURFACING

PROJECT DESCRIPTION: The project will provide for improvements to the road surface at the cemeteries.

	Prior	FY14	FY15	FY16	FY17	FY18	Total
FINANCING METHOD							
Paving Fund							0
Bond Proceeds							0
Sales Tax (2009 LOST)	100,000						100,000
Other							0
Balance Forward		63,932					
TOTAL	100,000	63,932	0	0	0	0	100,000
PROJECT COSTS							
Professional Services							0
Legal							0
Architect/Engineering							0
Appraisals/Negotiations							0
Construction	36,068	63,932					100,000
Land Acquisition							0
Furnishings & Equipment							0
TOTAL	36,068	63,932	0	0	0	0	100,000
BALANCE	63,932	0	0	0	0	0	0

BENEFIT TO THE COMMUNITY: Enhance the safety factor and improve the traffic flow of the area.

IMPACT ON OPERATING BUDGET: Provide an alternative source of funding therefore reducing the reliance of operating funds.

92006 PUBLIC SERVICES PAVING

PROJECT DESCRIPTION: Improve roads throughout Muscogee County.

	Prior	FY14	FY15	FY16	FY17	FY18	Total
FINANCING METHOD							
Paving Fund							0
Bond Proceeds							0
Sales Tax (2009 LOST)	100,000						100,000
Other							0
Balance Forward		100,000					
TOTAL	100,000	100,000	0	0	0	0	100,000
PROJECT COSTS							
Professional Services							0
Legal							0
Architect/Engineering							0
Appraisals/Negotiations							0
Construction		100,000					100,000
Land Acquisition							0
Furnishings & Equipment							0
TOTAL	0	100,000	0	0	0	0	100,000
BALANCE	100,000	0	0	0	0	0	0

BENEFIT TO THE COMMUNITY: Enhance the safety factor and improve the traffic flow of the area.

IMPACT ON OPERATING BUDGET: Provide an alternative source of funding therefore reducing the reliance of operating funds.

92007 BRIDGE REPAIR DESIGN/EVALUATION

PROJECT DESCRIPTION: Design and professional services as needed in conjunction with road projects.

	Prior	FY14	FY15	FY16	FY17	FY18	Total
FINANCING METHOD							
Paving Fund							0
Bond Proceeds							0
Sales Tax (2009 LOST)	122,200						122,200
Other							0
Balance Forward		28,510					
TOTAL	122,200	28,510	0	0	0	0	122,200
PROJECT COSTS							
Professional Services							0
Legal							0
Architect/Engineering	93,690	28,510					122,200
Appraisals/Negotiations							0
Construction							0
Land Acquisition							0
Furnishings & Equipment							0
TOTAL	93,690	28,510	0	0	0	0	122,200
BALANCE	28,510	0	0	0	0	0	0

BENEFIT TO THE COMMUNITY: The projects will improve the safety factor, improve levels of service and improve traffic flow.

IMPACT ON OPERATING BUDGET: Provide an alternative source of funding therefore reducing the reliance of operating funds.

92008 CUSSETA RD/OLD CUSSETA RD

PROJECT DESCRIPTION: Realign Cusseta Rd and Old Cusseta Rd with a new roundabout.

	Prior	FY14	FY15	FY16	FY17	FY18	Total
FINANCING METHOD							
Paving Fund							0
Bond Proceeds							0
Sales Tax (2009 LOST)	115,000						115,000
Other							0
Balance Forward		52,500					
TOTAL	115,000	52,500	0	0	0	0	115,000
PROJECT COSTS							
Professional Services							0
Legal							0
Architect/Engineering	62,500	52,500					115,000
Appraisals/Negotiations							0
Construction							0
Land Acquisition							0
Furnishings & Equipment							0
TOTAL	62,500	52,500	0	0	0	0	115,000
BALANCE	52,500	0	0	0	0	0	0

BENEFIT TO THE COMMUNITY: Enhance the safety factor and improve the traffic flow of the area.

IMPACT ON OPERATING BUDGET: No impact on the FY14 operating budget.

92012 STANDING BOY CREEK STATE PARK ACCESS ROAD

PROJECT DESCRIPTION: Road improvements to this area of Muscogee county.

	Prior	FY14	FY15	FY16	FY17	FY18	Total
FINANCING METHOD							
Paving Fund							0
Bond Proceeds							0
Sales Tax (2009 LOST)	175,000						175,000
Sales Tax (1999 SPLOST)							0
Balance Forward		175,000					
TOTAL	175,000	175,000	0	0	0	0	175,000
PROJECT COSTS							
Professional Services							0
Legal							0
Architect/Engineering		26,000					26,000
Appraisals/Negotiations							0
Construction		149,000					149,000
Land Acquisition							0
Furnishings & Equipment							0
TOTAL	0	175,000	0	0	0	0	175,000
BALANCE	175,000	0	0	0	0	0	0

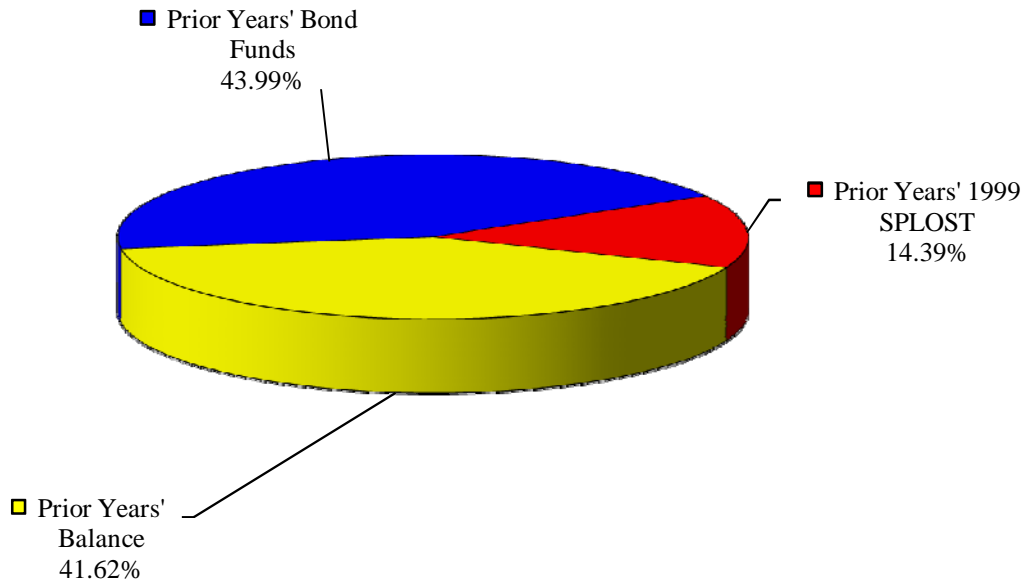
BENEFIT TO THE COMMUNITY: Enhance the safety factor and improve the traffic flow of the area.

IMPACT ON OPERATING BUDGET: No impact on the FY14 operating budget.

ENVIRONMENTAL SUMMARY

FY14 FINANCING METHOD

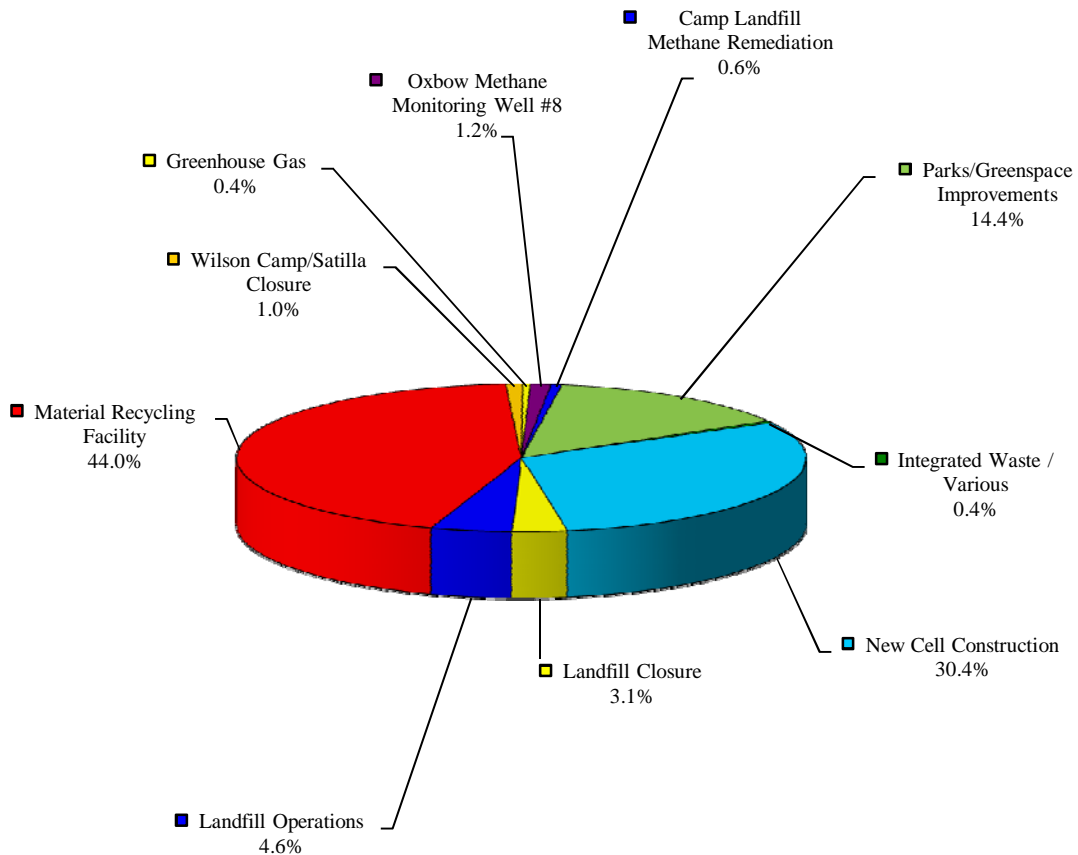
\$5,256,508



FY14 FINANCING FOR ENVIRONMENTAL PROJECTS

<u>METHOD/SOURCE</u>	<u>AMOUNT</u>
1999 SPLOST	0
Prior Years' 1999 SPLOST	756,600
Prior Years' Balance	2,187,536
Prior Years' Bond Funds	2,312,372
FY14 TOTAL	<u><u>\$5,256,508</u></u>

**FY14 PROJECT COSTS
\$5,256,508**



FY14 ENVIRONMENTAL PROJECTS

<u>PROJECT</u>	<u>AMOUNT</u>
Integrated Waste / Various	\$21,913
New Cell Construction	1,595,380
Landfill Closure	163,256
Landfill Operations	241,401
Material Recycling Facility	2,312,372
Wilson Camp/Satilla Closure	50,686
Greenhouse Gas	21,732
Oxbow Methane Monitoring Well #8	61,423
Camp Landfill Methane Remediation	31,745
Parks/Greenspace Improvements	756,600
FY14 TOTAL	\$5,256,508

20600 INTEGRATED WASTE / VARIOUS

MANAGING DEPARTMENT: Public Works

PROJECT DESCRIPTION: Funds set aside to cover the various expenses related to the landfills within Muscogee county.

	Prior	FY14	FY15	FY16	FY17	FY18	Total
FINANCING METHOD							
Integrated Waste Fund	93,251						93,251
Bond Proceeds							0
Sales Tax							0
Other							0
Balance Forward		21,913					
TOTAL	93,251	21,913	0	0	0	0	93,251
PROJECT COSTS							
Professional Services							0
Legal							0
Architect/Engineering							0
Appraisal/Negotiations							0
Construction	71,338	21,913					93,251
Land Acquisition							0
Furnishings & Equipment							0
TOTAL	71,338	21,913	0	0	0	0	93,251
BALANCE	21,913	0	0	0	0	0	0

BENEFIT TO THE COMMUNITY: Will dispose of waste in accordance with established State and Federal mandates and protect the ground water and air quality.

IMPACT ON OPERATING BUDGET: No impact on the operating budget.

20709 NEW CELL CONSTRUCTION

MANAGING DEPARTMENT: Public Works

PROJECT DESCRIPTION: Funds set aside to construct a new cell for putrescible waste at the Pine Grove Landfill. Each cell has a life span of 3 years. These funds will be set aside each year to construct a new cell for the landfill every three years.

	Prior	FY14	FY15	FY16	FY17	FY18	Total
FINANCING METHOD							
Integrated Waste Fund	6,363,880		800,000	800,000	800,000	800,000	9,563,880
Bond Proceeds							0
Sales Tax							0
Other							0
Balance Forward		1,162,756	0	0	0	0	
TOTAL	6,363,880	1,162,756	800,000	800,000	800,000	800,000	9,563,880
PROJECT COSTS							
Professional Services							0
Legal	67,000						67,000
Architect/Engineering	537,350	100,000	100,000	100,000	100,000		937,350
Appraisal/Negotiations							0
Construction	4,596,774	1,062,756	700,000	700,000	700,000	800,000	8,559,530
Land Acquisition							0
Furnishings & Equipment							0
TOTAL	5,201,124	1,162,756	800,000	800,000	800,000	800,000	9,563,880
BALANCE	1,162,756	0	0	0	0	0	0

BENEFIT TO THE COMMUNITY: Will dispose of waste in accordance with established State and Federal mandates and protect the ground water and air quality.

IMPACT ON OPERATING BUDGET: No impact on the operating budget.

20726 & 20728 PINE GROVE LANDFILL PH.4 CELL CONSTRUCTION

MANAGING DEPARTMENT: Public Works

PROJECT DESCRIPTION: Funds set aside to construct phase 4 cell for putrescible waste at the Pine Grove Landfill. Each cell has a life span of 3 years.

	Prior	FY14	FY15	FY16	FY17	FY18	Total
FINANCING METHOD							
Integrated Waste Fund	2,882,682						2,882,682
Bond Proceeds							0
Sales Tax							0
Other							0
Balance Forward		432,624					
TOTAL	2,882,682	432,624	0	0	0	0	2,882,682
PROJECT COSTS							
Professional Services							0
Legal							0
Architect/Engineering	233,039	41,961					275,000
Appraisal/Negotiations							0
Construction	2,217,019	390,663					2,607,682
Land Acquisition							0
Furnishings & Equipment							0
TOTAL	2,450,058	432,624	0	0	0	0	2,882,682
BALANCE	432,624	0	0	0	0	0	0

BENEFIT TO THE COMMUNITY: Will dispose of waste in accordance with established State and Federal mandates and protect the ground water and air quality.

IMPACT ON OPERATING BUDGET: No impact on the operating budget.

20711 LANDFILL CLOSURE

MANAGING DEPARTMENT: Public Works

PROJECT DESCRIPTION: A funding mechanism to close the Pine Grove Landfill to Federal and State specifications. The landfill is anticipated to reach its' capacity in FY2017.

	Prior	FY14	FY15	FY16	FY17	FY18	Total
FINANCING METHOD							
Integrated Waste Fund	416,936		500,000	500,000	500,000	500,000	2,416,936
Bond Proceeds							0
Sales Tax							0
Other							0
Balance Forward		163,256	0	450,000	900,000	1,350,000	
TOTAL	416,936	163,256	500,000	950,000	1,400,000	1,850,000	2,416,936
PROJECT COSTS							
Professional Services							0
Legal							0
Architect/Engineering	49,800	92,200	50,000	50,000	50,000	50,000	342,000
Appraisal/Negotiations							0
Construction	203,880	71,056					274,936
Land Acquisition							0
Furnishings & Equipment							0
TOTAL	253,680	163,256	50,000	50,000	50,000	50,000	616,936
BALANCE	163,256	0	450,000	900,000	1,350,000	1,800,000	1,800,000

BENEFIT TO THE COMMUNITY: The closure of the landfill will comply with the State of Georgia EPD requirements for landfills. The closure will protect the air quality and water quality of the area.

IMPACT ON OPERATING BUDGET: Will reduce the dependency on bond funding and debt service on the bond issue(s) if needed to fund the closure of the landfill.

20715 & 20716 LANDFILL OPERATIONS

MANAGING DEPARTMENT: Public Works

PROJECT DESCRIPTION: A funding mechanism to enhance the software system at the Pine Grove Landfill.

	Prior	FY14	FY15	FY16	FY17	FY18	Total
FINANCING METHOD							
Integrated Waste Fund	291,643						291,643
Bond Proceeds							0
Sales Tax							0
Other							0
Balance Forward		241,401					
TOTAL	291,643	241,401	0	0	0	0	291,643
PROJECT COSTS							
Professional Services							0
Legal							0
Architect/Engineering							0
Appraisal/Negotiations							0
Construction	41,643						41,643
Land Acquisition							0
Furnishings & Equipment	8,599	241,401					250,000
TOTAL	50,242	241,401	0	0	0	0	291,643
BALANCE	241,401	0	0	0	0	0	0

BENEFIT TO THE COMMUNITY: The software will provide greater efficiencies for the landfill. It will provide improved weighing and billing of citizens patronizing the landfill.

IMPACT ON OPERATING BUDGET: Will reduce the dependency on bond funding and debt service on the bond issue(s) if needed to fund the closure of the landfill.

20717 & 82005 RECYCLING FACILITY

MANAGING DEPARTMENT: Public Works

PROJECT DESCRIPTION: A funding mechanism to construct a material recycling facility.

	Prior	FY14	FY15	FY16	FY17	FY18	Total
FINANCING METHOD							
Integrated Waste Fund	102,460						102,460
Bond Proceeds	8,500,000						8,500,000
Sales Tax							0
Other							0
Balance Forward		2,312,372					
TOTAL	8,602,460	2,312,372	0	0	0	0	8,602,460
PROJECT COSTS							
Professional Services							0
Legal							0
Architect/Engineering	949,146	330,000					1,279,146
Appraisal/Negotiations							0
Construction	4,780,728	1,982,372					6,763,100
Land Acquisition							0
Furnishings & Equipment	560,214						560,214
TOTAL	6,290,088	2,312,372	0	0	0	0	8,602,460
BALANCE	2,312,372	0	0	0	0	0	0

BENEFIT TO THE COMMUNITY: The material recycling facility will enable citizens to continue to recycle products and therefore minimize landfill usage.

IMPACT ON OPERATING BUDGET: Will reduce the dependency on bond funding and debt service on the bond issue(s) if needed to fund the closure of the landfill.

20719 WILSON CAMP/SATILLA CLOSURE

MANAGING DEPARTMENT: Public Works

PROJECT DESCRIPTION: A funding mechanism for the closure of Wilson Camp/Satilla Landfill.

	Prior	FY14	FY15	FY16	FY17	FY18	Total
FINANCING METHOD							
Integrated Waste Fund	266,409						266,409
Bond Proceeds							0
Sales Tax							0
Other							0
Balance Forward		50,686					
TOTAL	266,409	50,686	0	0	0	0	266,409
PROJECT COSTS							
Professional Services	89,911	38,770					128,681
Legal							0
Architect/Engineering	125,812	11,916					137,728
Appraisal/Negotiations							0
Construction							0
Land Acquisition							0
Furnishings & Equipment							0
TOTAL	215,723	50,686	0	0	0	0	266,409
BALANCE	50,686	0	0	0	0	0	0

BENEFIT TO THE COMMUNITY: To comply and adhere to state and federal mandates for closure of landfills.

IMPACT ON OPERATING BUDGET: Will reduce the dependency on bond funding and debt service on the bond issue(s) if needed to fund the closure of the landfill.

20722 GREENHOUSE GAS

MANAGING DEPARTMENT: Public Works

PROJECT DESCRIPTION: A funding mechanism to eradicate and possibly recycle greenhouse gas.

	Prior	FY14	FY15	FY16	FY17	FY18	Total
FINANCING METHOD							
Integrated Waste Fund	50,000						50,000
Bond Proceeds							0
Sales Tax							0
Other							0
Balance Forward		21,732					
TOTAL	50,000	21,732	0	0	0	0	50,000
PROJECT COSTS							
Professional Services							0
Legal							0
Architect/Engineering	28,268	21,732					50,000
Appraisal/Negotiations							0
Construction							0
Land Acquisition							0
Furnishings & Equipment							0
TOTAL	28,268	21,732	0	0	0	0	50,000
BALANCE	21,732	0	0	0	0	0	0

BENEFIT TO THE COMMUNITY: The greenhouse gas project will enable to eliminate or recycle hazardous greenhouse gas material.

IMPACT ON OPERATING BUDGET: Will reduce the dependency on bond funding and debt service on the bond issue(s) if needed to fund the closure of the landfill.

20725 OXBOW METHANE MONITORING WELL #8

MANAGING DEPARTMENT: Public Works

PROJECT DESCRIPTION: A funding mechanism to eradicate and possibly recycle greenhouse gas.

	Prior	FY14	FY15	FY16	FY17	FY18	Total
FINANCING METHOD							
Integrated Waste Fund	100,000						100,000
Bond Proceeds							0
Sales Tax							0
Other							0
Balance Forward		61,423					
TOTAL	100,000	61,423	0	0	0	0	100,000
PROJECT COSTS							
Professional Services	11,519	31,423					42,942
Legal							0
Architect/Engineering	27,058	30,000					57,058
Appraisal/Negotiations							0
Construction							0
Land Acquisition							0
Furnishings & Equipment							0
TOTAL	38,577	61,423	0	0	0	0	100,000
BALANCE	61,423	0	0	0	0	0	0

BENEFIT TO THE COMMUNITY: The Methane gas project will enable to eliminate or recycle hazardous methane gas material.

IMPACT ON OPERATING BUDGET: Will reduce the dependency on bond funding and debt service on the bond issue(s) if needed to fund the closure of the landfill.

20727 CAMP LANDFILL METHANE REMEDIATION

MANAGING DEPARTMENT: Public Works

PROJECT DESCRIPTION: A funding mechanism to eradicate and possibly recycle greenhouse gas.

	Prior	FY14	FY15	FY16	FY17	FY18	Total
FINANCING METHOD							
Integrated Waste Fund	250,000						250,000
Bond Proceeds							0
Sales Tax							0
Other							0
Balance Forward		31,745					
TOTAL	250,000	31,745	0	0	0	0	250,000
PROJECT COSTS							
Professional Services							0
Legal							0
Architect/Engineering	218,255	31,745					250,000
Appraisal/Negotiations							0
Construction							0
Land Acquisition							0
Furnishings & Equipment							0
TOTAL	218,255	31,745	0	0	0	0	250,000
BALANCE	31,745	0	0	0	0	0	0

BENEFIT TO THE COMMUNITY: The Methane gas project will enable to eliminate or recycle hazardous methane gas material.

IMPACT ON OPERATING BUDGET: Will reduce the dependency on bond funding and debt service on the bond issue(s) if needed to fund the closure of the landfill.

50701 PARKS/GREENSPACE IMPROVEMENTS

MANAGING DEPARTMENT: Community Reinvestment

PROJECT DESCRIPTION: This project will provide for linear park development along Broadway in the Uptown Business District. The proposed development could include widened medians, plaza areas, water features, lawn areas, special paving, gateways and event space.

	Prior	FY14	FY15	FY16	FY17	FY18	Total
FINANCING METHOD							
Integrated Waste Fund							0
Bond Proceeds							0
Sales Tax	9,912,809						9,912,809
Other							0
Balance Forward		756,600					
TOTAL	9,912,809	756,600	0	0	0	0	9,912,809
PROJECT COSTS							
Professional Services							0
Legal							0
Architect/Engineering	377,144						377,144
Appraisal/Negotiations							0
Construction/Improvements	8,779,065	756,600					9,535,665
Land Acquisition							0
Furnishings & Equipment							0
TOTAL	9,156,209	756,600	0	0	0	0	9,912,809
BALANCE	756,600	0	0	0	0	0	0

BENEFIT TO THE COMMUNITY: This project will provide an improved quality of life for the Uptown Business District. In conjunction with other projects in the Uptown Business District, the greenspace improvements will attract patrons and tourists to the City of Columbus. This type of project will have an impact on the perceived quality of life and is important in attracting new industry to the area.

IMPACT ON OPERATING BUDGET: No impact on the FY14 operating budget.

GLOSSARY

DEPARTMENT – An administrative agency of the City having management responsibility for an operation or a group of related services within a functional area.

D.O.T. – Department of Transportation.

ENTERPRISE FUND – A fund established to account for operations financed and operated in a manner similar to private business enterprises.

EXPENDITURE – Action, which decreases net financial resources. Payment for goods or services.

FISCAL YEAR – The annual period applicable to the annual operating budget and at the end of which, the financial position of the City determines the results of its operation. The Columbus Consolidated Government's (CCG) fiscal year runs from July 1 through June 30.

FUND – An accounting entity with a self-balancing set of accounts. All transactions for a specific governmental purpose are recorded in a fund. Funds are segregated for the purpose of carrying on specific activities or attaining certain objectives in accordance with special regulations, restrictions or limitations.

IMPROVEMENT – Any amount of service or request above the current level of service.

OPERATING BUDGET – Planned expenditures and revenues for the continued regular operations and maintenance of basic governmental functions and services. Includes personnel, supplies, services and capital items. All funds lapse at the fiscal year end. The operating budget for CCG includes the following funds: General, Sewer, Paving, Integrated Waste Management, Emergency Telephone, Medical Center, Debt Service, Economic Development, METRA, Parking Management, Trade Center, Bull Creek Golf Courses, Oxbow Creek Golf Course, and Civic Center.

ORDINANCE – A formal legislative enactment by the governing body of a municipality. Enactment of an ordinance by the CCG requires two weeks for final approval.

PROGRAM – The collection of services being performed to achieve a desired goal.

REALLOCATION – Project budgets in excess of project expenditures may be transferred to finance or assist in financing other projects.

RESOLUTION – A special order of a legislative body requiring less legal formality than an ordinance. Approval of a resolution by the CCG requires one week for approval.

REQUEST – A statement of estimated need.

SPECIAL REVENUE FUND – A fund used to account for the proceeds for specific revenue sources that are legally restricted to expenditures for a specific purpose.

SPLOST – Special Purpose Local Option Sales Tax.

T-SPLOST – Transportation Special Purpose Local Option Sales Tax.

ACKNOWLEDGMENTS

We wish to extend a special thank you to the following individuals whose contribution to the completion of this document is greatly appreciated.

BUDGET PREPARATION:

Pamela Hodge
Renée Sturkie
Lionel Haynes, Jr.
John Johnson
Angelica Alexander

DESIGN AND PRINTING:

The Printing Division of the Columbus Consolidated Government